

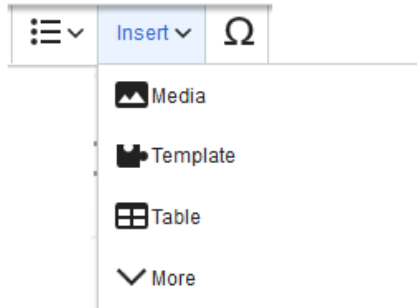
Manual:VisualEditor/Tables

Contents

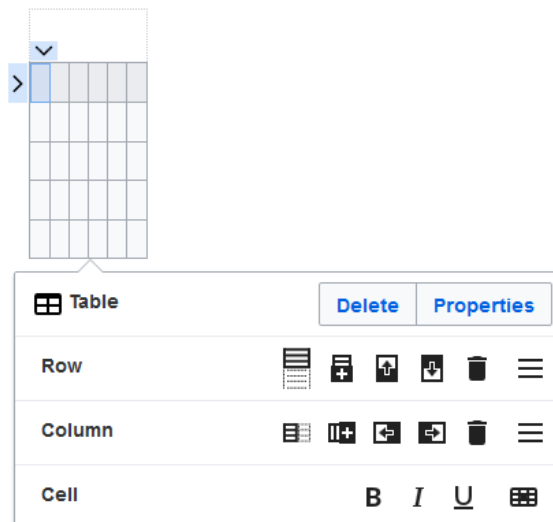
1	Insert a table	2
2	Join rows and columns	3
3	set table properties	3
4	table styles	4

Insert a table

In VisualEditor, choose "Insert > Tables" to insert a table in a page:



After entering the rows and columns, an empty table appears with the edit menu:



When the mouse rests on a symbol, the respective function is displayed.

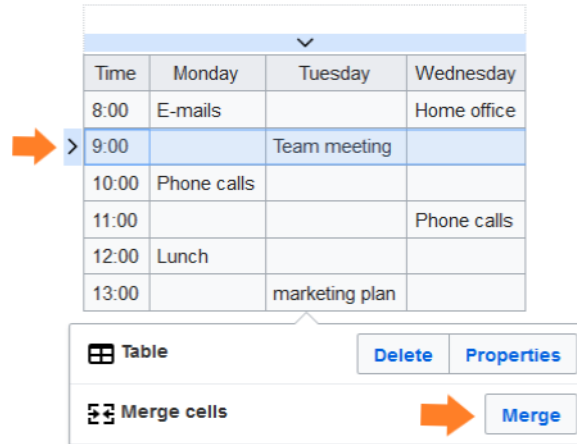
Double-click in the cells to insert text:

Time	Monday	Tuesday	Wednesday
8:00	Emails		Home office
9:00		Team meeting	
10:00	Phone calls		Phone calls
11:00			
12:00	Lunch	Marketing plan	

Join rows and columns

When you click in a row, an arrow appears at the left edge of the row and at the top of the column. To connect the cells in a row or a column, click on the respective arrow and then in the

edit menu on "Connect cells":



You can also connect

individual cells. Hold down the Shift key and click in two or more adjacent cells. Then connect the cells. The cells must be adjacent in a row or in a column so that they can be connected.

set table properties

In the menu item Properties there are numerous settings to adjust the functionality and presentation of the table:

Property Description

Shows a header above the table:

headline

Weeklyplan		
Time	Monday	Tuesday
8:00	Emails	

After disabling the header, it is lost and must be reentered when re-enabled.

Stylized (wikitable) enables the default wiki look after table styles were previously selected

In the first row, a sort function is displayed:

Sortable

Time ▲	Monday ◆	Tuesday ◆
8:00	Emails	
9:00		Team meeting
10:00	Phone calls	

The current sorting is shown in the title bar. Only one of the two sort arrows will appear in the sorted column.

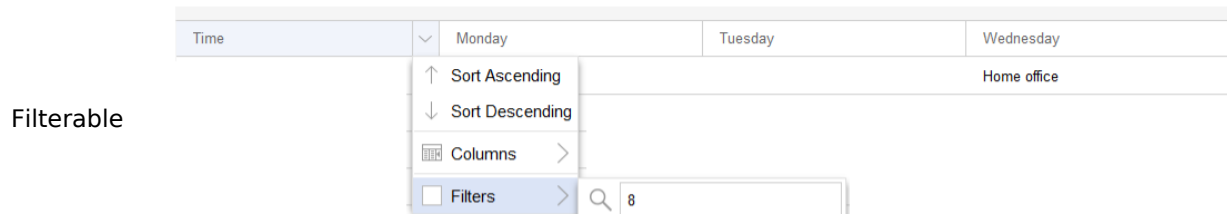
Foldable The table can be hidden on the page via a text link.

Property Description

First folded exportable If the "Collapsible" property is active, this determines whether the table is visible or hidden when the wiki page is loaded. T

The filter function is activated in the title bar and allows the following actions:

- Sort table (ascending or descending values of the active column)
- Hide table columns
- Filter column (only values from the current column are considered here)



If the filter is activated, the table styles are ignored and the table is displayed in "Filter Style". After deactivating this function, the selected table style is displayed again.

Table style Here you can load different style sheets for the table.

Full table width The table uses the full width of the wiki page, regardless of the table contents.

table styles

The following style sheets can be selected in the Table Style menu. Click on a picture to start the gallery:

Time	Monday	Tuesday	Wednesday
8:00	Emails		Home office
9:00		Team meeting	
10:00	Phone calls		Phone calls
11:00			
12:00	Lunch	Marketing plan	

Standard

Time	Monday	Tuesday	Wednesday
8:00	Emails		Home office
9:00		Team meeting	
10:00	Phone calls		Phone calls
11:00			
12:00	Lunch	Marketing plan	

Content

Time	Monday	Tuesday	Wednesday
8:00	Emails		Home office
9:00		Team meeting	
10:00	Phone calls		Phone calls
11:00			
12:00	Lunch	Marketing plan	

Content (black)

Time	Monday	Tuesday	Wednesday
8:00	Emails		Home office
9:00		Team meeting	
10:00	Phone calls		Phone calls
11:00			
12:00	Lunch	Marketing plan	

Content (blue)

Time	Monday	Tuesday	Wednesday
8:00	Emails		Home office
9:00		Team meeting	
10:00	Phone calls		Phone calls
11:00			
12:00	Lunch	Marketing plan	

Content (darkblue)

Time	Monday	Tuesday	Wednesday
8:00	Emails		Home office
9:00		Team meeting	
10:00	Phone calls		Phone calls
11:00			
12:00	Lunch	Marketing plan	

Cusco Sky

Time	Monday	Tuesday	Wednesday
8:00	Emails		Home office
9:00		Team meeting	
10:00	Phone calls		Phone calls
11:00			
12:00	Lunch	Marketing plan	

Casablanca

Time	Monday	Tuesday	Wednesday
8:00	Emails		Home office
9:00		Team meeting	
10:00	Phone calls		Phone calls
11:00			
12:00	Lunch	Marketing plan	

Greyscale

Time	Monday	Tuesday	Wednesday
8:00	Emails		Home office
9:00		Team meeting	
10:00	Phone calls		Phone calls
11:00			
12:00	Lunch	Marketing plan	

Greyscale (narrow)