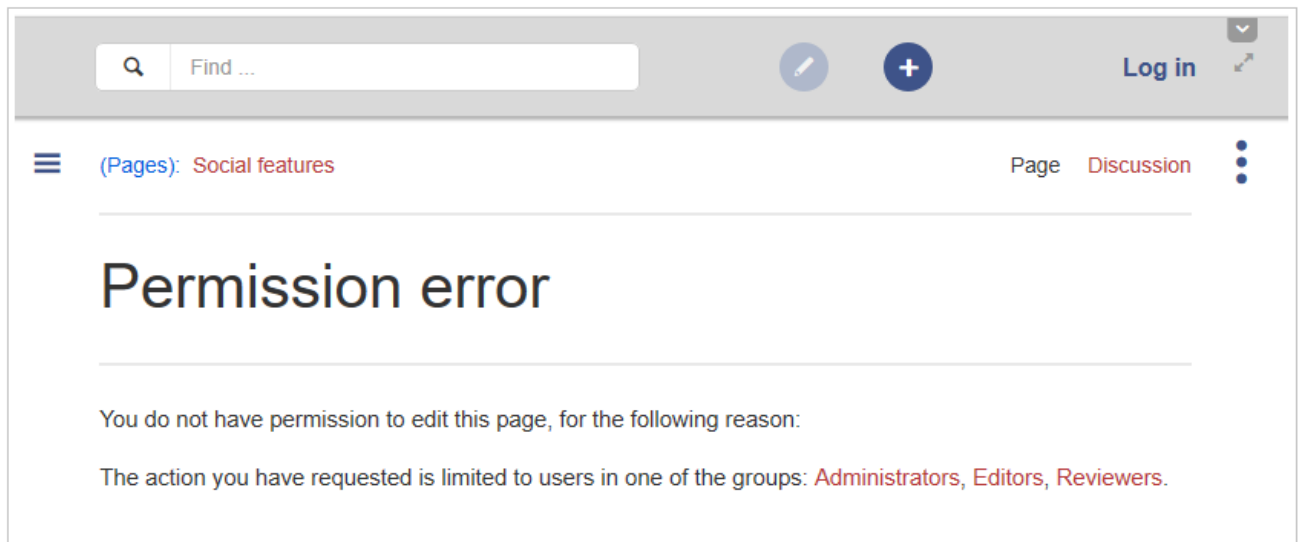


Error messages

The wiki contains a number of system error messages. These messages can be customized to your needs.

For example, if a wiki has a lot of visitors with anonymous read-access only, these visitors get a permissions error when they try to access a page that does not exist:



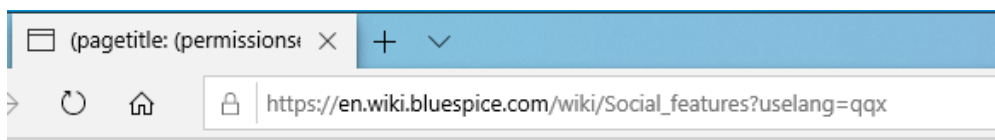
This creates the impression that a page with that name exists, but the visitor does not have sufficient rights to view the page. In reality, the page simply does not exist and a user with write-permissions could now log in and create the page.

Therefore, we want to distinguish between anonymous visitors and users with write-access and show a tailored error message.

How to update the error message

The text for the error pages on the wiki is stored in the form of system notifications. You can access these error messages from the page `Special:AllMessages`.

To find the message or the messages that are being used on a particular error page, add `?uselang=qqx` or, if the url already contains a question mark, `&uselang=qqx` to the page url:



This will expose the actual sources for the error messages on the page:



In the above example, there are two error messages on the page:

- *permissionerrortext-withaction*: displays the text "You do not have permission to edit this page, for the following reason"
- *badaccess-groups*: displays the text "The action you have requested is limited to users in one of the groups: Administrators, Editors, Reviewers."

Since the first message *permissionerrortext-withaction* is somewhat redundant, we will leave this part "blank" and create a custom text message for *badaccess-groups*.

These pages do not actually exist, and therefore the standard text message from the database is displayed. If you want to change a message, you must first create the page.

To update the error message for the example above:

1. Go to the special page "System messages" ([Special:AllMessages](#))
2. Enter the full name of the system message in the "Prefix" field of the filter:

Filter

Filter by prefix:

Filter by customization state: ☐ Unmodified ☒ All ☐ Modified

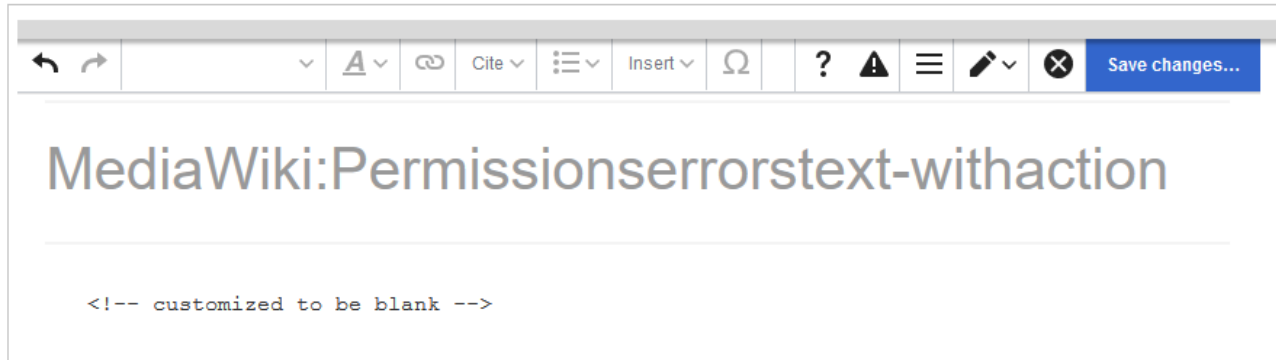
Language:

Items per page:

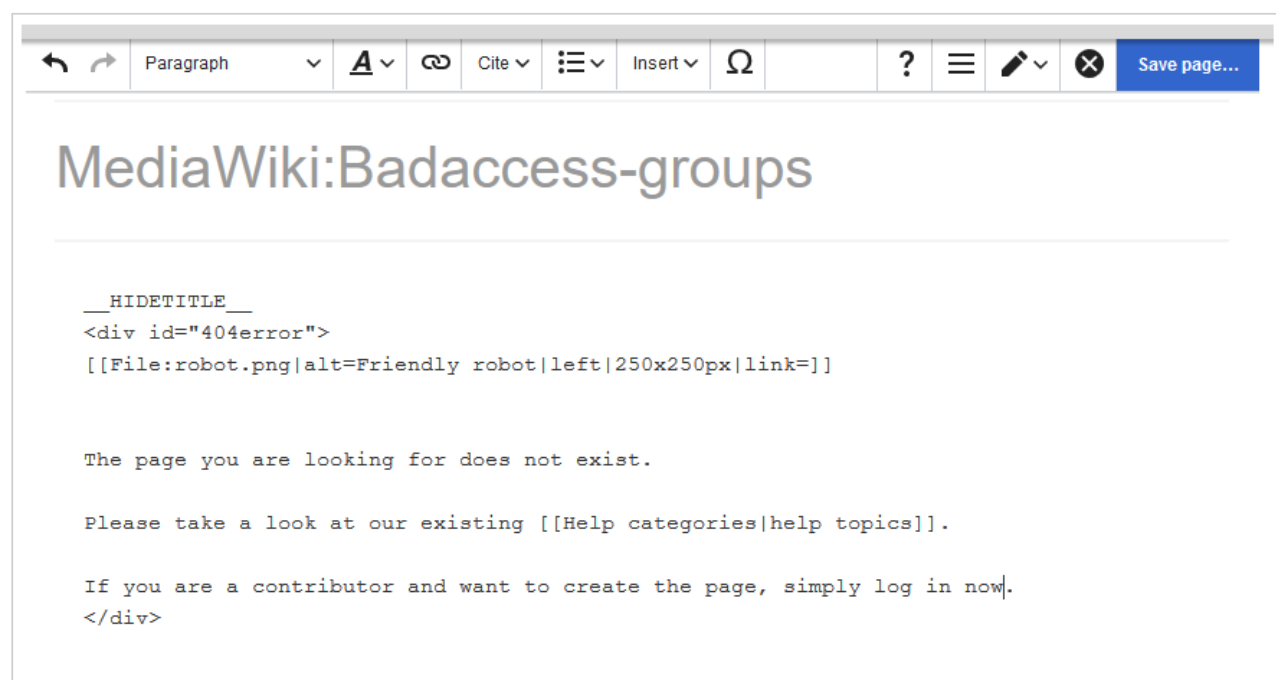
Name	Default message text	Current message text
permissionerrortext-withaction (talk) (Translate)	You do not have permission to \$2, for the following {{PLURAL:\$1 reason reasons}}:	

The link to the system message appears in red.

- Click on the name to create a page for this system message and provide your custom error message. In our case, we add a comment to the page *permissionerrorstext-withaction* that states we want a page blank and save the page:



- In the prefix filter box (see step 2), we now enter the name of the second system message, *badaccess-groups*. We add our custom error message on this page:



The error message does not have to be plain text, it can also contain formatting tags and images or other special content.

- To test the page, simply try to access a page that does not exist on the wiki. Make sure you are not logged in, since only anonymous users will get this particular error.

Note: Many of these messages use parameters (e.g., "\$ 1"), which should be considered when you change the default text. If something went wrong, you can also delete the custom error pages you created - then the default text from the database will be used again.