

Manual:Extension/BlueSpiceSignHere

A [quality version](#) of this page, [approved](#) on *12 November 2019*, was based off this revision.

Contents

1	About page signatures	2
2	Inserting "sign here"	2
3	Restrictions	3
4	Related info	3

About page signatures

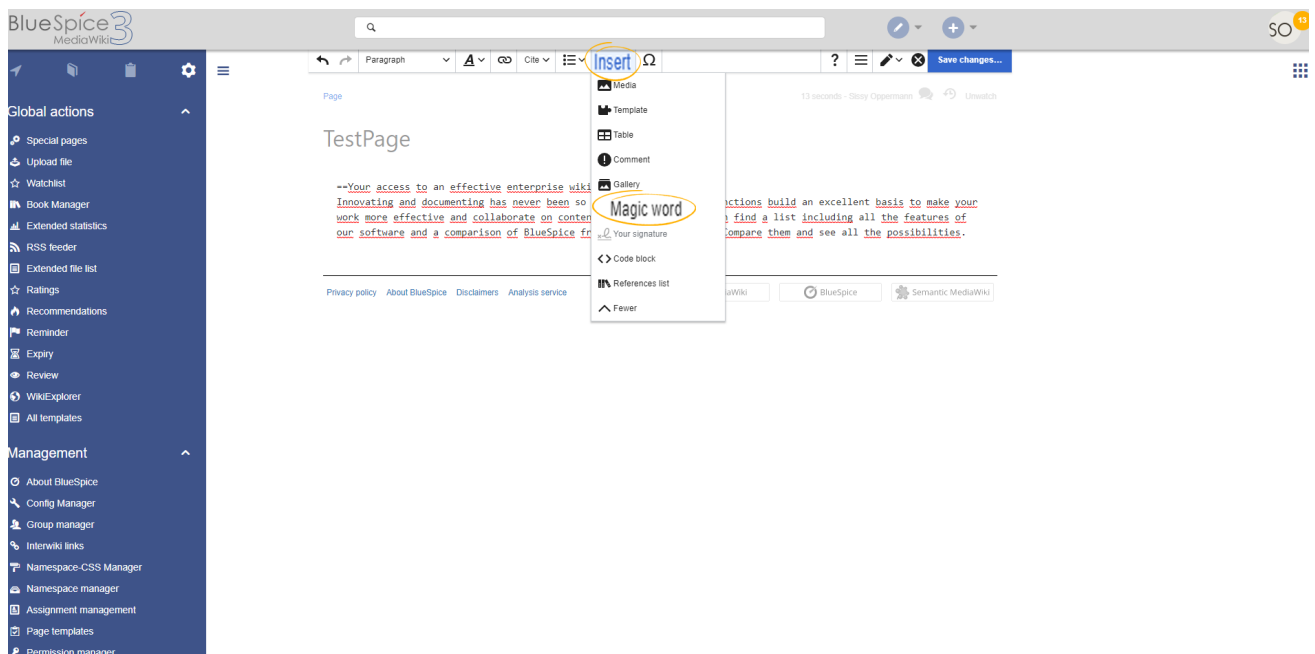
The extension **BlueSpiceSignHere** allows you to quickly sign off a wiki article. It enhances and automatizes built-in MediaWiki functions that allow users to leave their signature on the page.

Inserting "sign here"

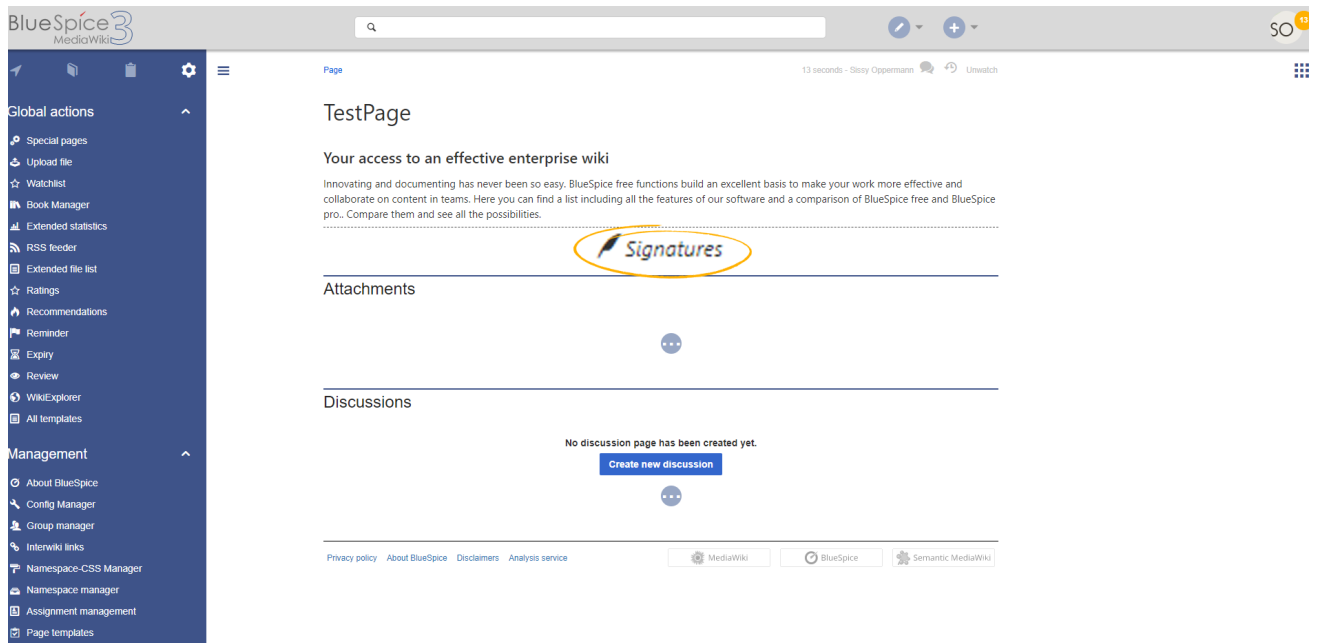
While in edit mode, add (usually on the bottom), the following tag in source edit mode.

```
<bs:signhere/>
```

Alternatively, you can insert the tag in visual editing mode with VisualEditor. Select *Insert* > *Magic Word* and select *signhere*:




Once the page is saved, every user who visits the page, sees a "sign here" field:



By clicking on this field, the user's signature is automatically inserted. The signature shows the username as defined in the user's [preferences](#) as well as the timestamp of the signing. Signatures appear in chronological order of signing.

Restrictions

Every user's signature is added to the page in plain text, as it would be when using the built-in MediaWiki signature function. While it may not be obvious to users reading the page, all users with edit rights can add or remove signatures. As a safe-guard against such actions, the page history log shows when signatures were added:

•	(cur prev)	14:30, 6 December 2018		Lsireta (talk contribs block) .. (1,529 bytes) (+86) .. <i>(Added signature)</i> (undo)
•	(cur prev)	14:29, 6 December 2018		Lsireta (talk contribs block) .. (1,443 bytes) (+86) .. <i>(Added signature)</i> (undo)
•	(cur prev)	14:29, 6 December 2018		Lsireta (talk contribs block) .. (1,357 bytes) (-10) .. (undo) (Tag: 2017 source edit)

Related info

- [Reference:BlueSpiceSignHere](#)