

Reference:BlueSpiceTagCloud

Contents

| | |
|------------------------|---|
| 1 Description | 2 |
| 2 Embed TagCloud | 2 |
| 3 Permissions | 2 |
| 4 Parameters | 2 |
| 5 Examples | 3 |

Description

With the Extension BlueSpice TagCloud you can visualize a category overview graphically. You can generate clouds and lists with this extension. The representation is hierarchical, out of the most used category. These categories are shown larger or otherwise highlighted.

Embed TagCloud

A tag is provided to integrate the configurable TagCloud into an article. The tag must be inserted in an article of the wiki to make the function visible and usable. You can place it manually in the editing mode of the article. The tag can only be inserted in the Wikicode, not in the Visual Editor.

Tag: `<bs:tagcloud>`

Permissions

Every user who has reading permissions can see the TagCloud. Every user who has editing permissions, can create a TagCloud.

Parameters

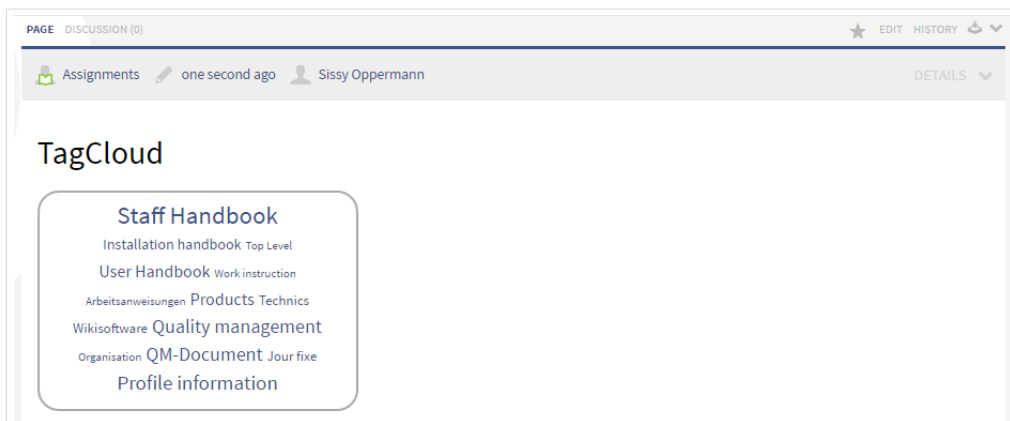
The TagCloud can be configured using various parameters:

| Parameter | Description | Value | Default |
|------------------|---|---------------|-----------------------------|
| width | determines the width of TagCloud | number | 300 |
| showcount | Shows the number how often the category is used in the wiki | true false | false |
| float | determines the orientation in the article | left right | left |
| count | defines the number of displayed categories | number | 40 (all categories = -1) |

| Parameter | Description | Value | Default |
|-----------------|---------------------------------------|------------------------------------|--------------------|
| viewtype | changes the visualization of the list | viewtype=list viewtype=canvas3d | simple TagCloud |

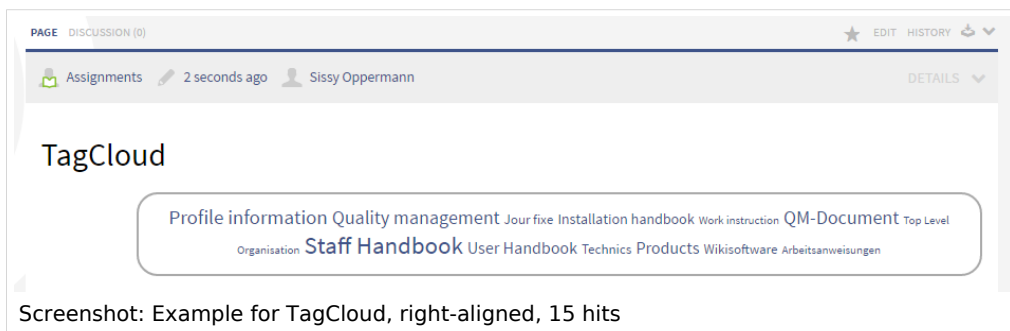
Examples

```
<bs:tagcloud/>
```



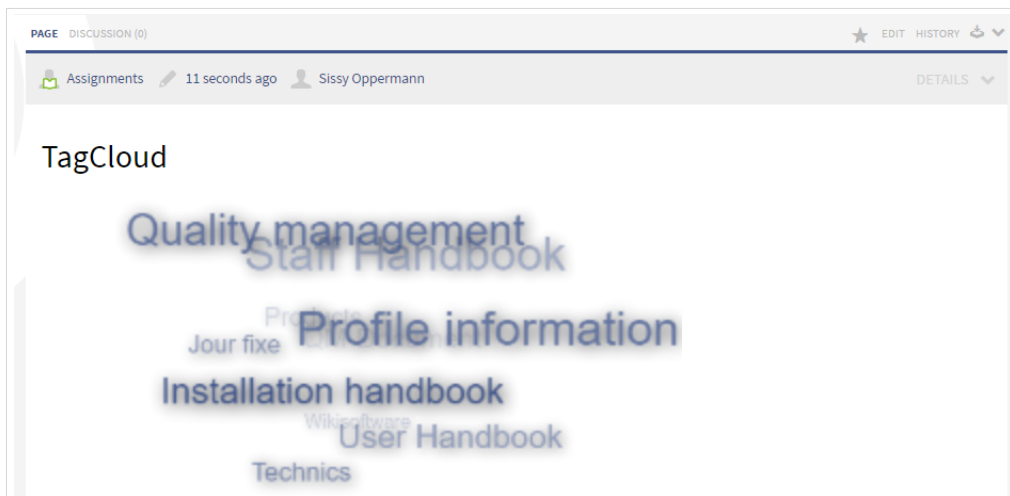
Screenshot: Example for TagCloud with default settings, unconfigured

```
<bs:tagcloud width=800 float=right count=15/>
```



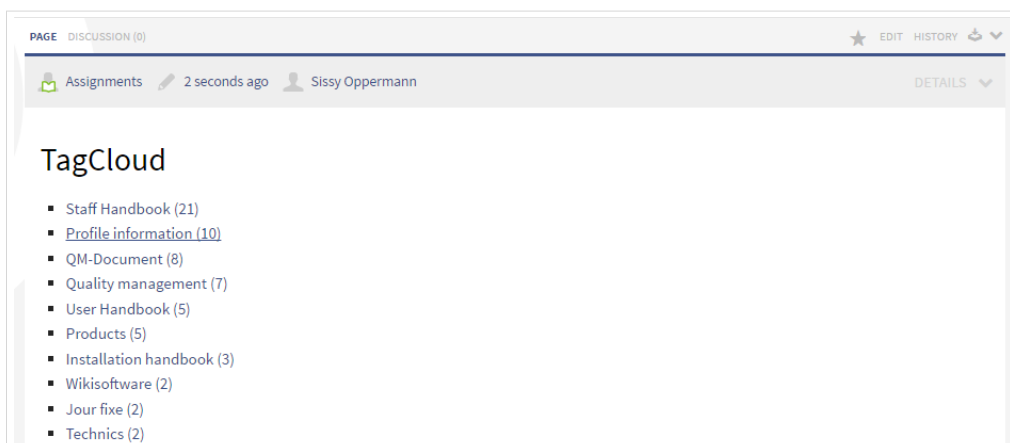
Screenshot: Example for TagCloud, right-aligned, 15 hits

```
<bs:tagcloud viewtype=canvas3d width=600 count=10/>
```



Screenshot: Example for TagCloud, View 3D, 10 hits, Rotating standard view

```
<bs:tagcloud viewtype=list showcount=true count=10/>
```



Screenshot: Example for TagCloud, view Liste