

Manual:Extension/BlueSpiceExtendedStatistics

Contents

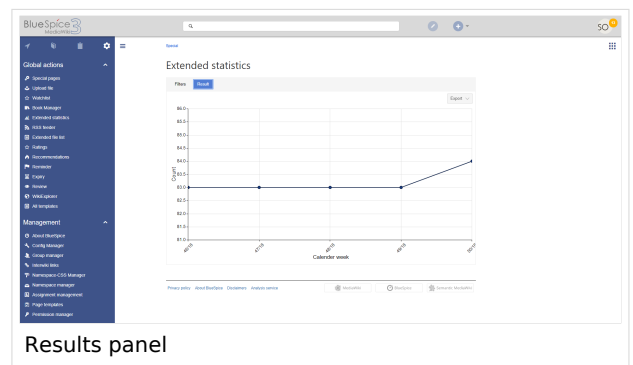
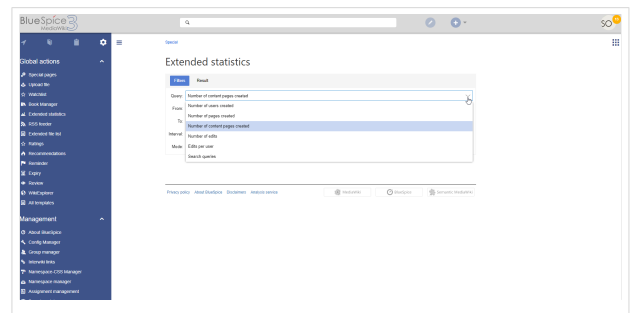
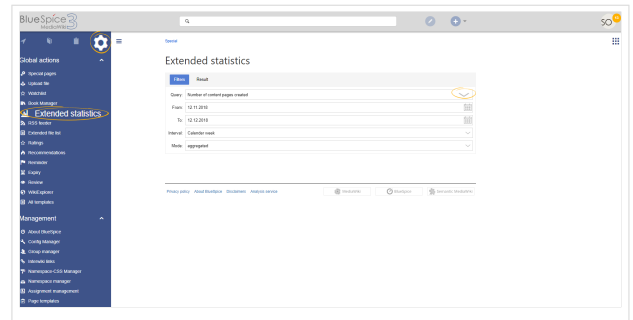
1 What is BlueSpiceExtendedStatistics?	2
2 Where to find BlueSpiceExtendedStatistics?	2
2.1 Choosing a data source	2
2.2 Choosing filters	3
2.3 Display settings	3
2.4 Viewing the results	3
3 Configuration	3
4 Related info	3

What is BlueSpiceExtendedStatistics?

BlueSpiceExtendedStatistics provides an analytic view of many relevant parameters on the wiki, providing wiki administrators better insight into functioning of the wiki.

Where to find BlueSpiceExtendedStatistics?

BlueSpiceExtendedStatistics is a special page accessible from Global actions menu in the left navigation.



Choosing a data source

ExtendedStatistics can show data for multiple aspects of the wiki. Available data sources are:

- Number of users: All the users that registered in the period chosen
- Number of pages: All pages created in the period chosen.
- Number of content pages: All articles in content namespaces created in the period chosen
- Number of edits: All edits carried out in the period chosen
- Edits per user: Number of edits per user in the period chosen

- Search queries: All terms users searched for in the period chosen. Only available if [BlueSpiceExtendedSearch](#) is installed.

Choosing filters

General filters:

- From - Date from which to display data
- To - Date to which to display data

Some data sources may have additional filters available, like for data sources based on wiki pages, namespace filter is available.

Display settings

The way data will be displayed can be configured in the following aspects:

- Interval - grain of the diagram - determines which time of unit will be used to group the data
- Mode - display type:
 - Absolute - shows changes in data for the given period
 - Aggregate - shows running total for the data source choosen
 - List - shows data in tabular view - only available for certain data sources

Viewing the results

Once all the filters and options are set, click on "Results" tab to show the resulting data.

Configuration

- **Exclude these users:** Some user groups, like WikiSysop can skew the statistics, for example the statistics for search queries or because they complete automated maintenance tasks. These types of user groups can be excluded from the statistical results.
- **Maximum number of interval steps:** Sets the size of the x-axis for the results. For a few days, select the interval *Day* or *Calendar Week*, for periods over one year, select *Year* or *Month*. If you do not get any results for your query, try to adjust the interval accordingly.

Related info

- [Reference:BlueSpiceExtendedStatistics](#)