

UserManual:Extension/FlaggedRevisions

Contents

1 What is the Acceptance feature? 2

1.1 Characteristics of the acceptance feature 2

2 Activating the Acceptance feature 2

2.1 Existing pages 3

2.2 New pages 3

3 Accepting a page 4

4 Setting read permissions for drafts 6

5 Template changes 8

6 Related info 9

What is the Acceptance feature?

In BlueSpice, you can create draft versions of a page. Published or accepted versions of a page will be shown on the main page and the draft versions can be accessed by clicking on the status information of a page. This functionality is known as the **Acceptance** feature of your quality management tools.

Draft versions can technically also be hidden from some user groups, such as readers. However, if besides the Acceptance feature the Review feature is also used, there might be permissions conflicts, which we will explain in more detail.

If the pages in a namespace should have a published and a draft version, the setting [FlaggedRevs](#) needs to be activated for that namespace. This activates the *Acceptance* feature of the quality management tools.

All changes to a page are collected in a draft version until any user with review rights accepts the page. The pages in this namespace are in draft mode until a user with the right to publish content accepts the page.

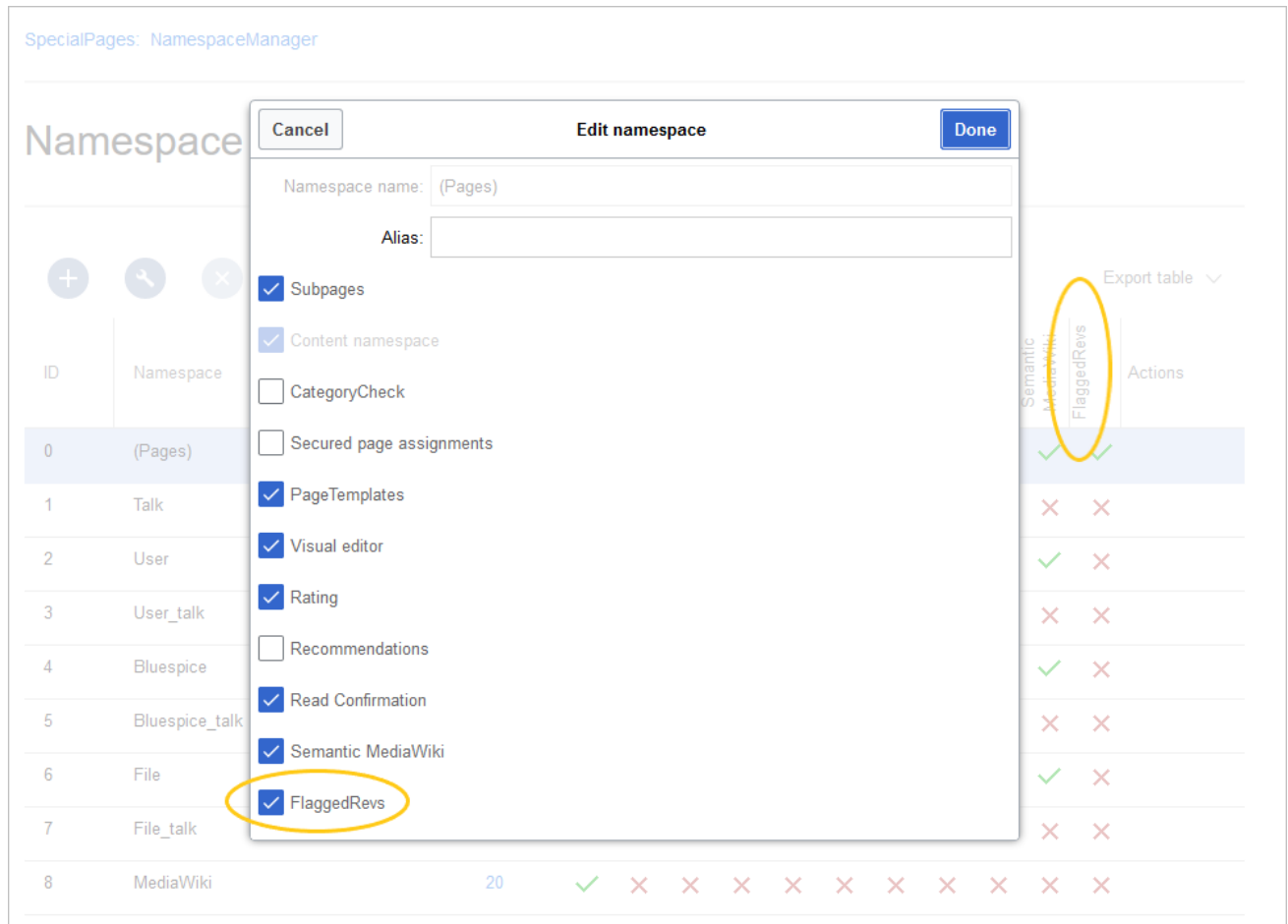
There is a global option in the ConfigManager to define which user groups are allowed to read unpublished content. By default, all logged-in users can view drafts.

Characteristics of the acceptance feature

- **Revisions-based:** First draft, draft, accepted
- **External files:** "Freezes" embedded media and templates
- **Automatic acceptance:** Often the result of a review process
- **Permissions:** Read permissions can (cautiously) be limited

Activating the Acceptance feature

Activating drafts is done on the namespace level. A user with admin permissions checks that *FlaggedRevs* is activated for each namespace that should enable drafts. This is done in *Global actions > Management > Namespace manager*.



The dialog window opens after clicking the edit icon (wrench) in the *Actions* column. Select *FlaggedRevs* and click *Done*. Each page in the namespace now displays a banner at the top of the page with the acceptance status (1) and a quick link to publish the page (2).

Existing pages

After activating *FlaggedRevs* for a namespace, all pages in the namespace are set in draft mode. Users with *read* permissions will always see the latest accepted version of a page. Since the existing page is considered *accepted*, all users can see the page content that was visible before *FlaggedRevs* was activated.

New pages

When a new page is created and first saved, it will automatically be visible to all users. If you do not want to show any information on the page, simply save the new page empty or with a short notification, such as "In progress" and immediately publish it:

There are no accepted versions of this page.

1

Test:

Entwurfsseite

Page ▾ Discussion

No categories assigned

Working with drafts

Last edited 1 second ago by WikiSysop







☆ Watch

2



This page is first draft ▾

In progress.

Subsequent page edits will be collected in the draft version of the page. If a page is edited and saved multiple times while in draft mode, each edit gets logged in the version history:

- [\(cur | prev\)](#)  14:04, 4 November 2019  [WikiSysop](#) ([talk](#) | [contribs](#) | [block](#)) .. (1,332 bytes) (+486) .. ([Tag: Visual edit](#)) [[pending review](#)]
- [\(cur | prev\)](#)  14:03, 4 November 2019  [WikiSysop](#) ([talk](#) | [contribs](#) | [block](#)) .. (846 bytes) (+213) .. ([Tag: Visual edit](#)) [[pending review](#)]
- [\(cur | prev\)](#)  13:36, 4 November 2019  [WikiSysop](#) ([talk](#) | [contribs](#) | [block](#)) m .. (633 bytes) (+38) .. ([Tag: 2017 source edit](#))

[Reviewed: 13:57, 4 November 2019 | [WikiSysop](#) | Everything looks correct.]

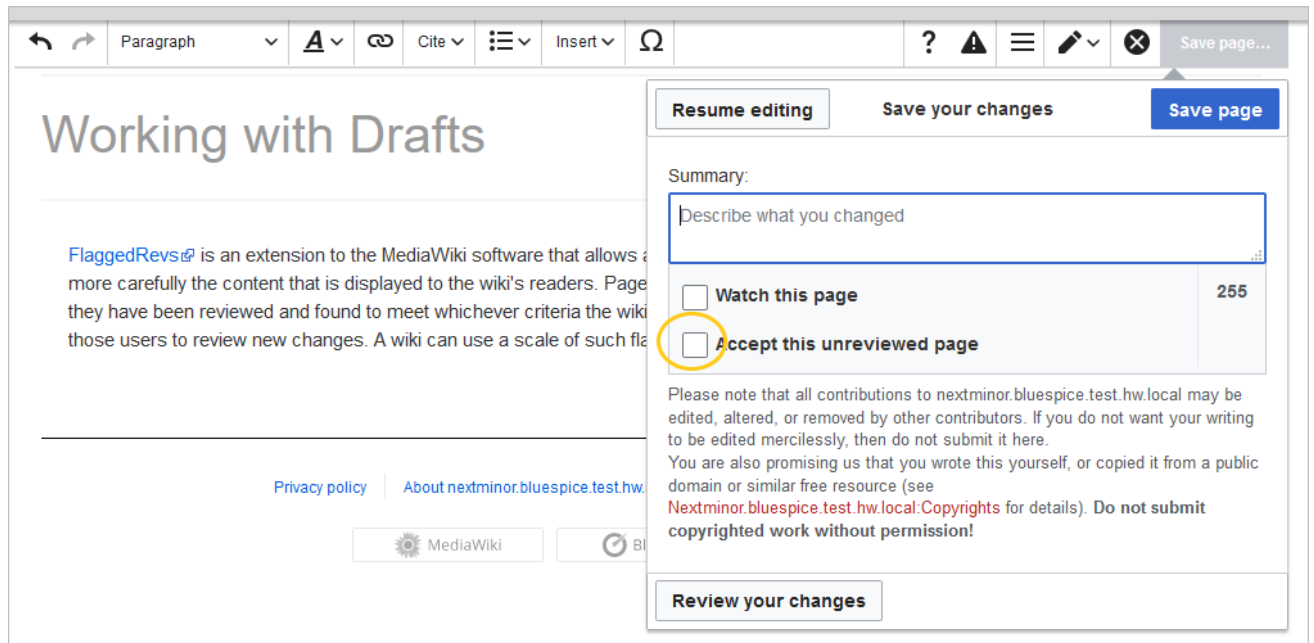
- [\(cur | prev\)](#)  12:45, 4 November 2019  [WikiSysop](#) ([talk](#) | [contribs](#) | [block](#)) .. (595 bytes) (+595) .. (*Created page with "FlaggedRevs is an extension to the MediaWiki software that allows a wiki to monitor the changes that are made to pag..."*) ([Tag: Visual edit](#))

Compare selected revisions

The revisions during draft status have a dotted border and are highlighted in orange. In addition, they are marked as *pending review*. These revisions can be compared before the pending changes of the page are accepted.

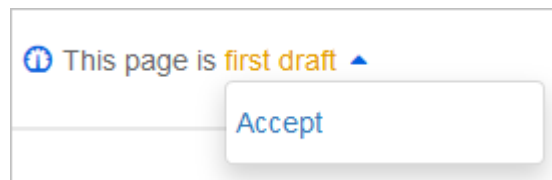
Accepting a page

Users with *review* rights can accept a draft page any time they save a page (*Accept this unreviewed page*):

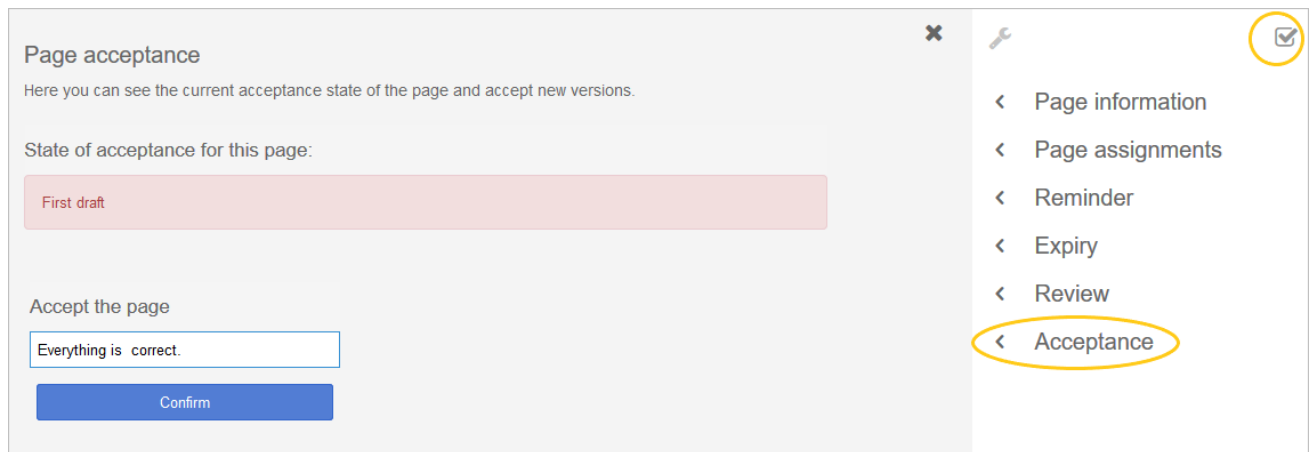


If the page is not accepted when the file is being saved, it can be accepted independently from the editing process.

A review user can accept the page quickly with the review feature in the title section of the page. The draft message will display an arrow which includes the *accept* function:



Alternatively, the reviewer can go to the Acceptance page in the Quality Management toolbar instead:



Page acceptance

Here you can see the current acceptance state of the page and accept new versions.

State of acceptance for this page:

First draft

Accept the page

Everything is correct.

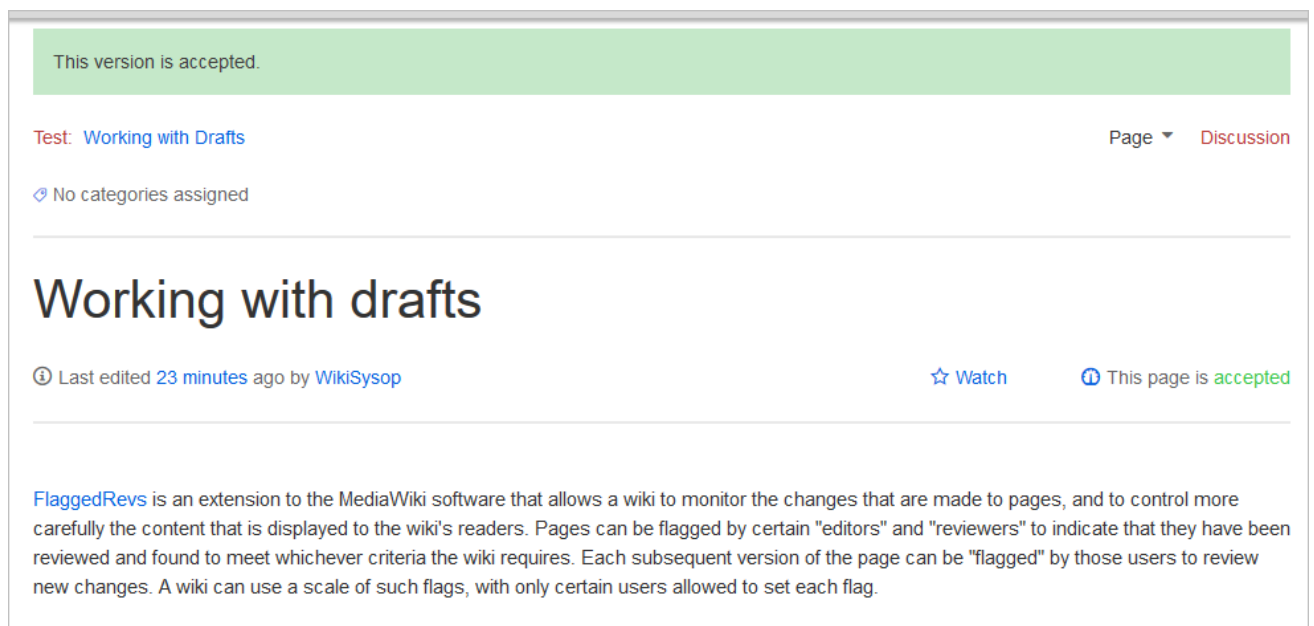
Confirm

- < Page information
- < Page assignments
- < Reminder
- < Expiry
- < Review
- < **Acceptance**

In both cases, the reviewer can leave a comment. This comment will then be shown in the version history of the page.

Although the acceptance feature uses the term *first draft*, there is no further distinction between drafts. A page is therefore either in *first draft* or in *accepted* status.

Once the page has been accepted and until it is further being edited, the page now shows the page version as accepted:



This version is accepted.

Test: Working with Drafts

No categories assigned

Working with drafts

Last edited 23 minutes ago by WikiSysop

☆ Watch

This page is accepted

FlaggedRevs is an extension to the MediaWiki software that allows a wiki to monitor the changes that are made to pages, and to control more carefully the content that is displayed to the wiki's readers. Pages can be flagged by certain "editors" and "reviewers" to indicate that they have been reviewed and found to meet whichever criteria the wiki requires. Each subsequent version of the page can be "flagged" by those users to review new changes. A wiki can use a scale of such flags, with only certain users allowed to set each flag.

Setting read permissions for drafts

By default, all users can see the drafts of a page, even readers. In the default BlueSpice installation, users have the role "reader".

To hide drafts from readers, the group *user* has to be removed from the configuration. An administrator deletes the group *user* from "Show unstable pages for the following groups" in *Global actions > Management > Config manager*.

Config Manager

Feature ▼ | |

<input type="checkbox"/> Export	BlueSpiceChecklist
<input type="checkbox"/> Skinning	<input checked="" type="checkbox"/> Mark checklist changes as minor edit
<input type="checkbox"/> System	
<input type="checkbox"/> Searching and Navigation	BlueSpiceExpiry
<input type="checkbox"/> Data analysis	<input checked="" type="checkbox"/> Show watermark for expired pages
<input type="checkbox"/> Personalization	
<input type="checkbox"/> Book	BlueSpiceFlaggedRevsConnector
<input checked="" type="checkbox"/> Quality assurance	<input checked="" type="checkbox"/> Automatically set the page to stable, when the workflow was finished successfully
<input type="checkbox"/> Content structuring	<input checked="" type="checkbox"/> Automatically delete the workflow, when a page was marked as stable
<input type="checkbox"/> Administration	Show unstable pages for following groups
<input type="checkbox"/> Editor	<input type="text" value="user X"/>

Warning: If the group *user* is removed from the *BlueSpiceFlaggedRevs* configuration, users in this group will not be able to see draft versions when they are added as reviewers in a review process.

When the group *user* is removed, only *sysop* and *reviewer* users can access drafts. If you want other groups, for example *editor*, to see draft versions, you need to add them to the configuration and save it:

BlueSpiceFlaggedRevsConnector

☒ Automatically set the page to stable, when the workflow was finished successfully

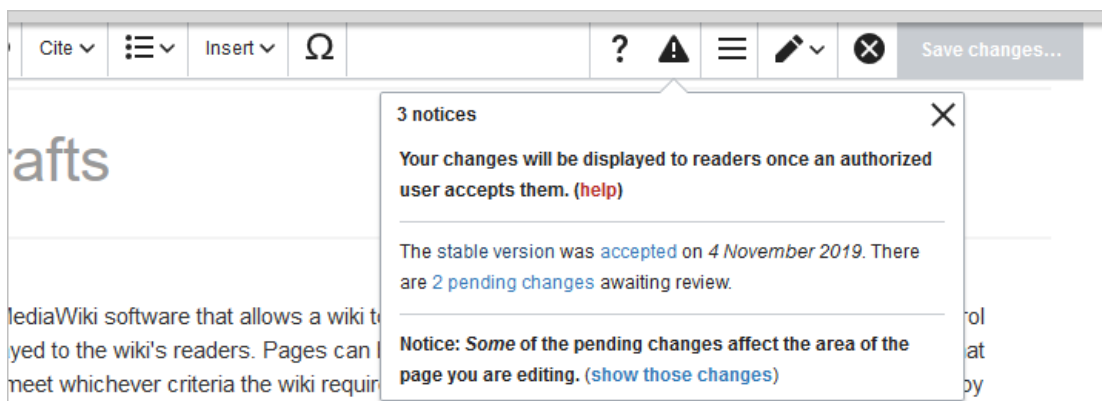
☒ Automatically delete the workflow, when a page was marked as stable

Show unstable pages for following groups

The two checkboxes *Automatically set the page to stable...* and *Automatically delete the workflow...* determine what happens at the end of a workflow, if there is an active **Review** for a page. A page can be set to accepted status by a workflow and the workflow can be deleted after the page is marked as stable.

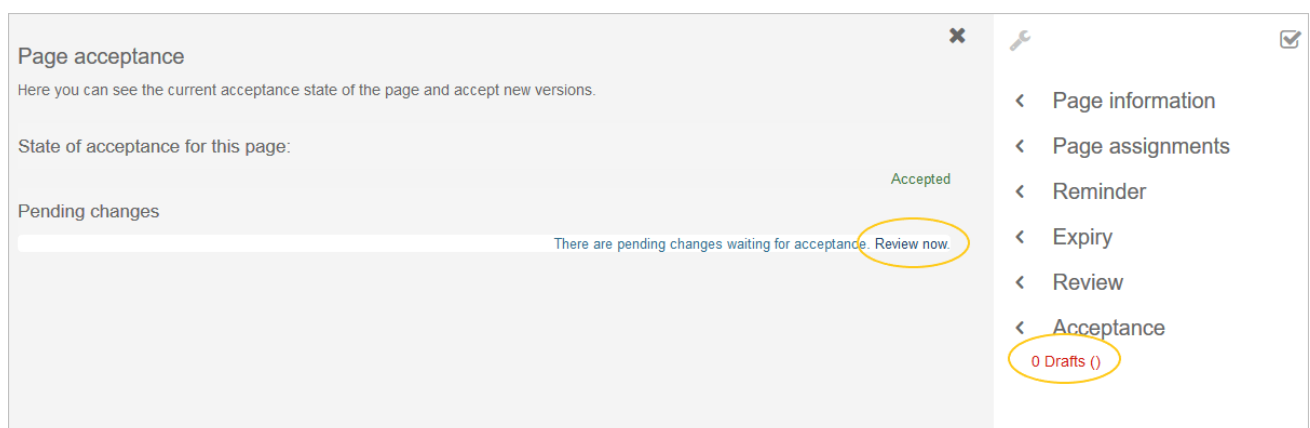
Note: If no user groups are specified in the configuration field, not even reviewers and sysops users will see a visual status indication of a page. They will have access to drafts through the revision history of a page instead.

Anyone with edit permissions will receive a notification that there are pending page changes for the page when they access the page in edit mode:



Template changes

If a page uses templates and there is a change to the template page itself, it will also create a draft for this page. This will show up as a *0 Drafts ()* notice in your quality management toolbar under *Acceptance*. To update the page, simply click *review now* to see the changes and accept the change:



Related info

- [UserManual:FlaggedRevisions](#)
- [Quality management tools](#)

[UserManual:De:Handbuch:Erweiterung/FlaggedRevisions](#)