

Manual:Template

A [quality version](#) of this page, [approved](#) on *25 June 2020*, was based off this revision.

Contents

1 What is a template?	2
2 Characteristics of a template	2
3 Creating and including a template	2
4 Editing a template	2
5 Built-in variables	2
6 Further notes	3
7 Template package	3
8 Related info	4

What is a template?

A template is a type of reusable content that can be integrated into other pages of the wiki. It can be content-based (text template) or structure-based (layout template) or a combination of both.

A simple example is a notification box that looks identical on all pages, but contains different content on each page where it is used (layout template):

Tip: Message goes here

A template can also be used as the source for a [page template](#).

Characteristics of a template

- Allows inserting reusable content with a placeholder
- Is usually located in the namespace "Template"
- Can have parameters
- Often contains logic
- Used to maintain a "look and feel"

Creating and including a template

A new template is created like a regular page, but in the namespace **Template**.

Example: [Simple template for a notification box](#)

A template is then included in a page by putting the name of the template (i.e., the title of the template page without the namespace prefix "Template:") in two curly brackets:

```
{{NotificationBox}}
```

Note: Template names are case-sensitive.

Editing a template

Changes to a template affect all pages that include this template. Before existing templates are changed, it is recommended that you check which pages use the template. To find these pages, you can go to [Page tools > Toolbox > What links here](#).

Built-in variables

Each MediaWiki has a number of [built-in variables](#) that are not pages in the "template:" namespace, but are still used as templates.

For example, the variable `{{CURRENTTIME}}` returns the the current UTC time.

Further notes

- The use of a template is basically a **transclusion**. It is also possible to use pages as templates that are not in the *Template* namespace. However, this is to be done wisely, since some functions require that the pages are in the template namespace.
- Templates can also be used to define the output of **semantic query**. For more information, go to **Semantic MediaWiki**. (This is an example where the pages must necessarily be in the template namespace.)
- The complete list of all pages of the wiki that are located in this namespace can be found on the page `Special:Templates`.

Template package

Subpages

- [Subpage 1](#)
- [Subpage 2](#)
- ...

List subpages of any wiki page

Note: This is a note.

Tip: This is a tip.

Example: This is an example.

Warning: This is a warning.


Important! This is important.


This is a box without label.


Notification boxes

The image shows two side-by-side screenshots of a wiki page. The left screenshot is titled 'Working with blogs' and contains text about blogs, including a section 'About the blog' and 'Adding the blog to a page'. The right screenshot is titled 'Transclusion' and contains text about transclusion, including a section 'About the blog' and 'Adding the blog to a page'. An arrow points from the 'Working with blogs' section to the 'Transclusion' section.

Notification boxes

 **Vertically centered**
The box content is centered vertically and the title has no margin.

 **Box with padding**
This box container has some padding around the content.
Try out 2 or 3 lines as well.

 **Box without padding**
This box container has no padding but there is padding around the text.
Try out 2 or 3 lines as well.

Box without image
A banner can be text-based as well. Just don't add an image.

Add a banner to a page

Related info

- meta.wikimedia.org/wiki/Help:Template