

## Manual:Template

A [quality version](#) of this page, [approved](#) on *25 June 2020*, was based off this revision.

### Contents

<a href="#">1 What is a template?</a>	<a href="#">2</a>
<a href="#">2 Characteristics of a template</a>	<a href="#">2</a>
<a href="#">3 Creating and including a template</a>	<a href="#">2</a>
<a href="#">4 Editing a template</a>	<a href="#">2</a>
<a href="#">5 Built-in variables</a>	<a href="#">2</a>
<a href="#">6 Further notes</a>	<a href="#">3</a>
<a href="#">7 Template package</a>	<a href="#">3</a>
<a href="#">8 Related info</a>	<a href="#">4</a>

## What is a template?

---

A template is a type of reusable content that can be integrated into other pages of the wiki. It can be content-based (text template) or structure-based (layout template) or a combination of both.

A simple example is a notification box that looks identical on all pages, but contains different content on each page where it is used (layout template):

**Tip:** Message goes here

A template can also be used as the source for a [page template](#).

## Characteristics of a template

---

- Allows inserting reusable content with a placeholder
- Is usually located in the namespace "Template"
- Can have parameters
- Often contains logic
- Used to maintain a "look and feel"

## Creating and including a template

---

A new template is created like a regular page, but in the namespace **Template**.

**Example:** [Simple template for a notification box](#)

A template is then included in a page by putting the name of the template (i.e., the title of the template page without the namespace prefix "Template:") in two curly brackets:

```
{{NotificationBox}}
```

**Note:** Template names are case-sensitive.

## Editing a template

---


Changes to a template affect all pages that include this template. Before existing templates are changed, it is recommended that you check which pages use the template. To find these pages, you can go to [Page tools > Toolbox > What links here](#).


## Built-in variables


---

Each MediaWiki has a number of [built-in variables](#) that are not pages in the "template:" namespace, but are still used as templates.



 **Vertically centered**  
The box content is centered vertically and the title has no margin.

 **Box with padding**  
This box container has some padding around the content.  
Try out 2 or 3 lines as well.

 **Box without padding**  
This box container has no padding but there is padding around the text.  
Try out 2 or 3 lines as well.

**Box without image**  
A banner can be text-based as well. Just don't add an image.

Add a banner to a page

## Related info

---

- [meta.wikimedia.org/wiki/Help:Template](https://meta.wikimedia.org/wiki/Help:Template)