

Manual:Template/Template package

A [quality version](#) of this page, [approved](#) on *25 June 2020*, was based off this revision.

Below is a set of templates that you can import to your wiki.

Subpages

- [Subpage 1](#)
- [Subpage 2](#)
- [...](#)

List subpages of any wiki page

Note: This is a note.

Tip: This is a tip.

Example: This is an example.

Warning: This is a warning.

Important! This is important.

This is a box without label.

Add an infobox to a page

Working with blogs

[View this page in French](#) [View this page in English](#)

About the blog

Basically, a blog is a list of comments, questions, or feedback from different users. The blog is often used chronologically, however, in the context of a wiki page, a blog conversation can also refer to the comments on a page (comment, comment, latest with latest entries or placed in a personal mailbox).

The content of the blog is displayed as part of the blog page. The content is displayed as follows in addition to the blog page. There are other types of content, such as comment, discussion, discussion, discussion, discussion.

Contributions from all these types can be consolidated and displayed chronologically with BlueSpiceWiki in a timeline and feed and used as a source.

The blog feature is ready to use on the special page Special:Blog. This page is linked directly from the main navigation in every new wiki installation. You can also create the blog page. It is also possible to include the blog functionality on any wiki page. Left: per page 1.2.

Adding the blog to a page

If you want to include a list of your blog on another page of your wiki, for example your homepage, you need to insert the necessary code in the source code of your page.

Transclusion

[View this page in French](#) [View this page in English](#)


Basically, a blog is a list of comments, questions, or feedback from different users. The blog is often used chronologically, however, in the context of a wiki page, a blog conversation can also refer to the comments on a page (comment, comment, latest with latest entries or placed in a personal mailbox).


The content of the blog is displayed as part of the blog page. The content is displayed as follows in addition to the blog page. There are other types of content, such as comment, discussion, discussion, discussion, discussion.


Contributions from all these types can be consolidated and displayed chronologically with BlueSpiceWiki in a timeline and feed and used as a source.

The blog feature is ready to use on the special page Special:Blog. This page is linked directly from the main navigation in every new wiki installation. You can also create the blog page. It is also possible to include the blog functionality on any wiki page. Left: per page 1.2.

Transclude a page into a page

**Vertically centered**
The box content is centered vertically and the title has no margin.

**Box with padding**
This box container has some padding around the content.
Try out 2 or 3 lines as well.

**Box without padding**
This box container has no padding but there is padding around the text.
Try out 2 or 3 lines as well.

Box without image
A banner can be text-based as well. Just don't add an image.

Add a banner to a page

