

Manual:Extension/BlueSpicePermissionManager/Cloud


A [quality version](#) of this page, [approved](#) on *18 November 2020*, was based off this revision.

Accessing the Permission manager


To manage permissions, you use the Permission manager. It is located under *Global actions > Management > Permission manager*. This links to the page `Special:PermissionManager`.

Permission types


An administrator can select between three permission settings. By default, the wiki is set to be private.


**Protected wiki**

- Everyone can **view** the content - including anonymous users
- Only logged-in users can **edit** the content
- Only users in the group "sysop" can perform **administrative actions**

**Private wiki**

- Only logged-in users can **view and edit** the content
- Only users in the group "sysop" can perform **administrative actions**



**Custom setup**

- Assign roles and groups manually

[Save](#)

Permission manager settings

Permission type	Description
Protected wiki	The wiki is visible to anyone. Only logged-in users can edit the wiki.
Private wiki	Only logged-users can view and edit the wiki.
Custom setup	Assign