

Manual:Extension/BlueSpicePermissionManager/Cloud

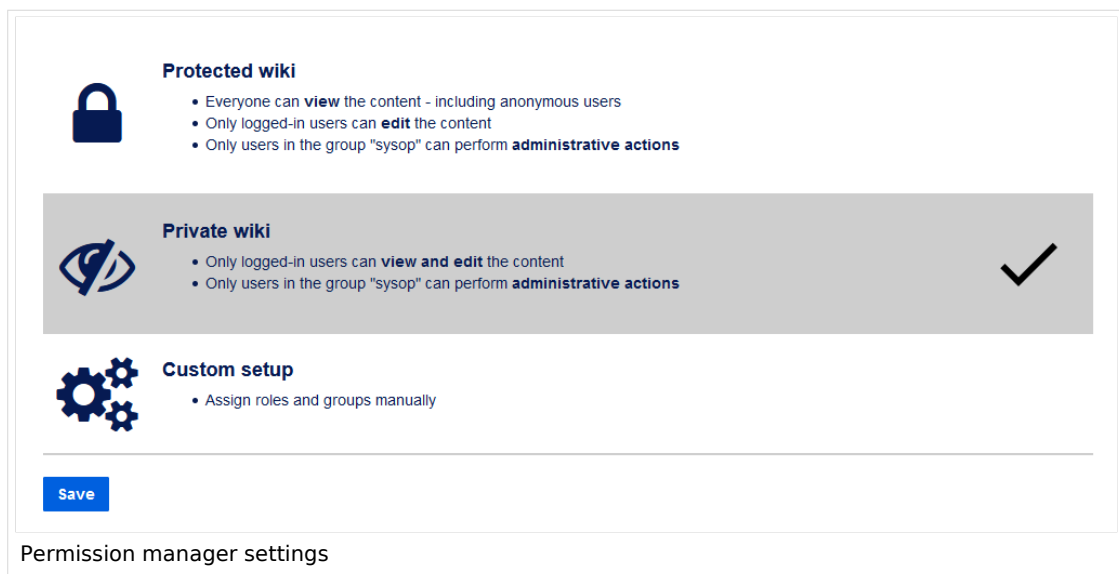
A [quality version](#) of this page, [approved](#) on *18 November 2020*, was based off this revision.

Accessing the Permission manager


To manage permissions, you use the Permission manager. It is located under *Global actions > Management > Permission manager*. This links to the page `Special:PermissionManager`.

Permission types


An administrator can select between three permission settings. By default, the wiki is set to be **private**.

**Protected wiki**

- Everyone can **view** the content - including anonymous users
- Only logged-in users can **edit** the content
- Only users in the group "sysop" can perform **administrative actions**

**Private wiki**

- Only logged-in users can **view and edit** the content
- Only users in the group "sysop" can perform **administrative actions**

**Custom setup**

- Assign roles and groups manually

Permission manager settings

Permission type	Description
Protected wiki	The wiki is visible to anyone. Only logged-in users can edit the wiki.
Private wiki	Only logged-users can view and edit the wiki.
Custom setup	Roles and groups are assigned by an administrator.

Custom Setup

The following user groups and roles are assigned by default when saving the custom setup:

User group	Roles	Description
anonymous users (*)	reader	Users who are not logged in can view the wiki.
user	reader, editor	

User group	Roles	Description
autoreview	(inherited from user)	
bot	(inherited from user)	
bureaucrat	(inherited from user). accountmanager	
editor	(inherited from user)	
interface-admin	(inherited from user)	
reviewer	(inherited from user), reviewer	
smwadministrator	(inherited from user)	
smwcurator	(inherited from user)	
smweditor	(inherited from user)	
suppress	(inherited from user)	
sysop	(inherited from user), admin	
widgeditor	(inherited from user)	