

4 UserManual:Extension/BlueSpiceNamespaceManager

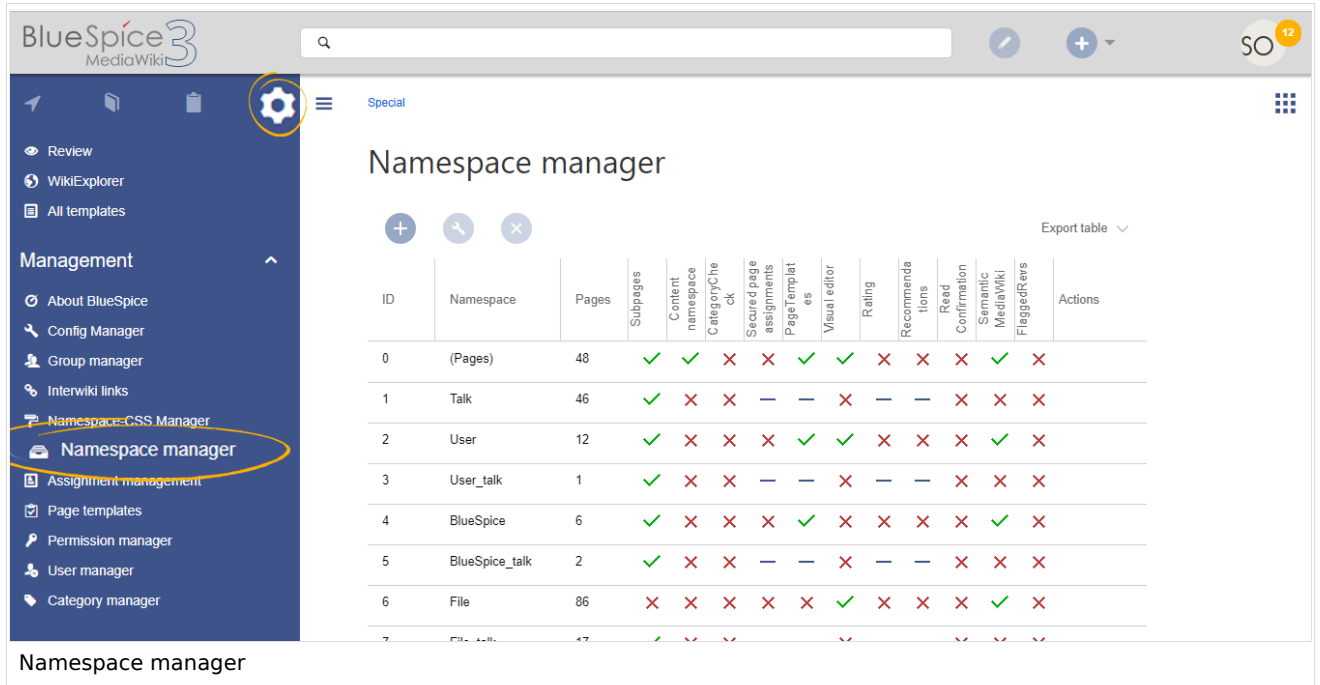
The Namespace manager allows a user with *administrative* rights to create, delete and rename [namespaces](#) and to change the settings of these namespaces. The interface for the user manager is provided by the extension *BlueSpiceNamespaceManager*.

Contents

1 Accessing the Namespace manager	2
2 Creating a namespace	2
3 Editing and deleting a namespace	3
4 Related info	4

Accessing the Namespace manager

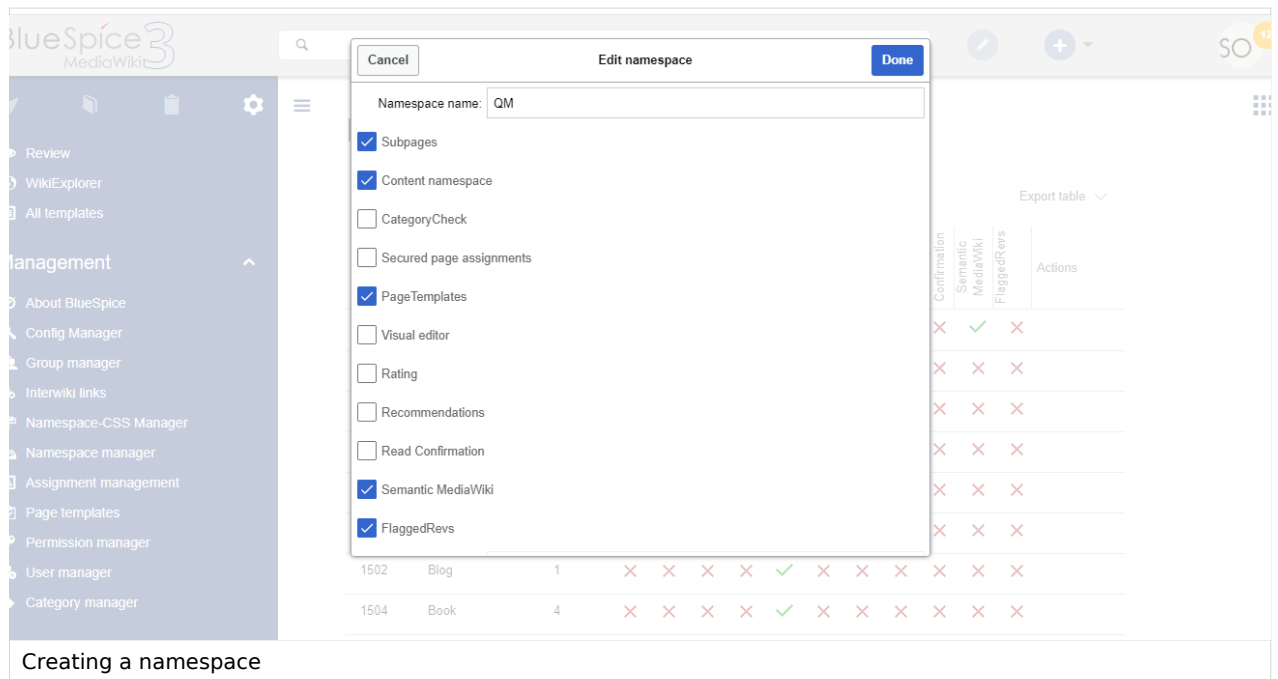
The navigation link to the Namespace manager is located under *Global actions > Management*. This link opens the page *Special:NamespaceManager*.



Creating a namespace

To create a namespace:

1. **Click** the "Plus" icon at the top of the page. A dialog opens.
2. **Enter** the name for the new namespace and select the namespace options.



3. You can activate the following options:

1. *Subpages*: namespace can contain subpages (MediaWiki functionality)
2. *Content namespace*: needs to be checked if users will create wiki pages in this namespace (MediaWiki functionality). See also mediawiki.org/wiki/Manual:ContentHandler.
3. The remaining options activate a number of extensions for the namespace: [CategoryCheck](#), [Secured page assignments](#), [PageTemplates](#), [Visual editor](#), [Rating](#), [Recommendations](#), [ReadConfirmation](#), [Semantic MediaWiki](#), [Approval](#).

The corresponding talk namespace for the new namespace is automatically created. The ID of each namespace is assigned automatically based on wiki settings and existing namespace IDs.

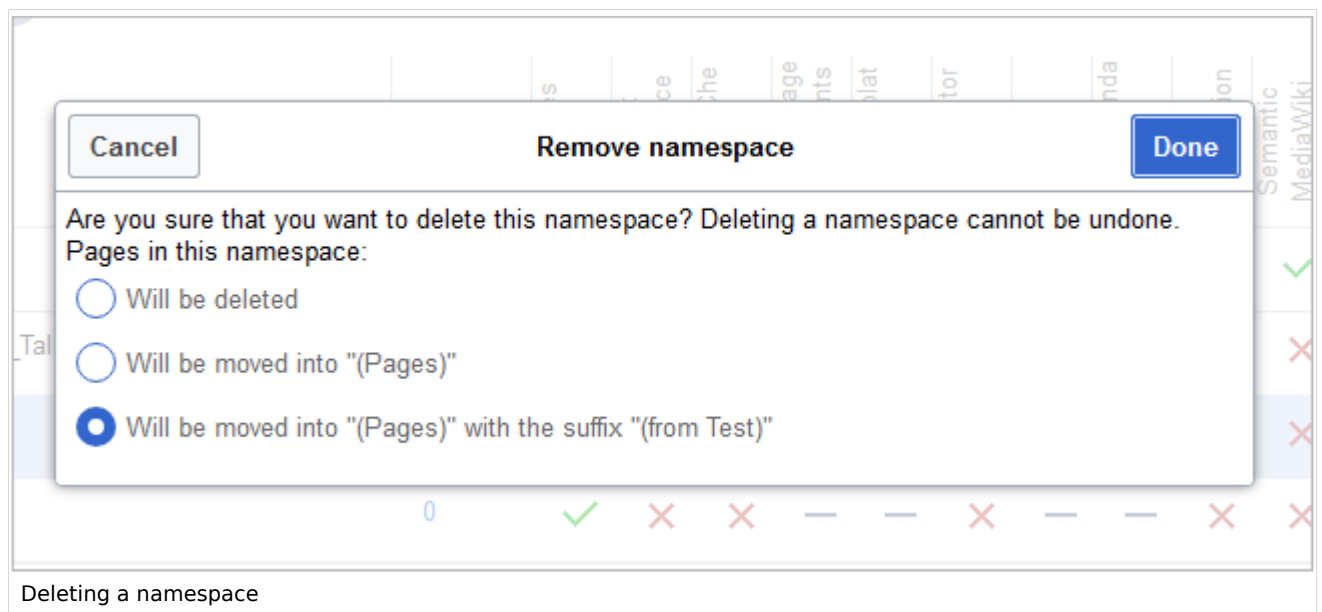
Editing and deleting a namespace

Editing a namespace: A namespace can be edited by clicking on the "wrench" icon in the table row or above the table when a namespace is selected.

Names of talk namespaces or of system namespaces (File, MediaWiki) cannot be changed.

Deleting a namespace: Only custom (user created) namespaces can be deleted.

After clicking on the delete icon, a dialog with the delete options appears.



- *Will be deleted*: deletes the pages in this namespace together with the namespace
- *Will be moved into "(Pages)"*: moves the pages of this namespace into the main namespace
- *Will be moved into "(Pages)" with the suffix "(from [namespace name])"*: moves and appends the pages with "from [namespace]"

Talk namespaces are deleted with their corresponding namespace and cannot be deleted separately.

Related info

- [Reference:BlueSpiceNamespaceManager](#)