

## Manual:Extension/BlueSpiceUniversalExport/Customization

**Compatibility info:** In BlueSpice pro Cloud, it is possible to adjust some PDF template settings directly in the wiki. In other editions, the adjustments need to be made directly on the server. These instructions only explain the functionality in the Cloud.


### Contents

1 Header and footer .....	2
1.1 Available parameters .....	4
1.2 Header .....	4
1.2.1 Using custom text .....	5
1.2.2 Removing the middle column .....	5
1.3 Footer .....	5
1.4 Book cover .....	6
1.5 Variations .....	7

## Header and footer

---

By default, the PDF template contains 3 sections for the header and 3 sections for the footer.

	1	2	3	Product info
---	---	---	---	--------------

## Product Info

### Header

### What is BlueSpice?

With BlueSpice MediaWiki you enable your employees to quickly access current and business-critical knowledge via a central and dynamic knowledge base. BlueSpice is an open-source enterprise software that offers you many advantages: It is stable, secure, and relies on state-of-the-art web technologies. You retain control over the source code and ensure that all developments remain publicly available. In keeping with the open-source philosophy, there is also a free distribution in addition to the paid editions pro and farm.

### System requirements

BlueSpice is delivered with the latest LTS (long-term support) version of MediaWiki. BlueSpice is tested by Hallo Welt! for use on Windows and Linux systems. To make sure you can use the latest version with no hassle, we recommend that you consider our system requirements. BlueSpice pro on our servers (Cloud)

Many small and medium-sized companies start with a cloud solution. We will install and maintain the software or set up and support the server for you. We provide a preconfigured and passwordprotected system that is accessible from any web-enabled device. You enjoy the advantages of the cloud: regular, automatic updates, optimal server performance through adapted resource distribution and elastic scaling. A connection of your authentication server via SAML is optionally possible.

### BlueSpice pro on your own server (On Premises)

Most of our customers run their BlueSpice on their own servers (Windows or Linux) in-house, thus ensuring optimum integration into their IT infrastructure. If the server has very high loads, then you can scale up the operation to several servers. Connections to user directories and central backup systems, operation behind firewalls and proxies, and integration with intranet portals are possible.

External content from Office products can be migrated to BlueSpice pro. Alterations to the software and the integration of additional MediaWiki extensions on your own server are no problem. We would be happy to help you with the installation and setup of BlueSpice pro.

### Footer

23.12.2020	4	Dieses Dokument wurde erzeugt mit BlueSpice	5	6	1 / 1
------------	---	---	---	---	-------

Standard PDF template

Both the content and the number of columns in the header and footer area can be edited in the following files.

- MediaWiki:UniversalExport/PDF/Default/Header.html
- MediaWiki:UniversalExport/PDF/Default/Footer.html

## Available parameters

The following content can be added to each section in the header or footer:

Parameter	Description
logo	current wiki logo
title	title of the page. In books, this is the title of the book page.
subtitle	prints the subtitle of a book if a subtitle was created in the book meta data
currentpagenumber	number of the current page
totalpagescount	total number of pages
url	URL of the wiki page
user	username of user who printed the page
exportdate	date of PDF-creation
exporttime	time of PDF-creation

Each parameter is added to the header or footer enclosed in three curly brackets, for example:

```
{{{logo}}}
```

In addition, you can simply type in regular text in each section.

## Header

The header contains a wiki table with three columns. The default content for the first column is the logo of the wiki and the last column shows the page title. The middle column is empty.

To make changes to the header, open the page *MediaWiki:UniversalExport/PDF/Default/Header.html* in edit mode.



## Using custom text

If you do not want to show the logo, but display custom text, you can simply delete the existing placeholders and replace them with your text. Be aware that this header will be used for all PDFs on your wiki, including books.

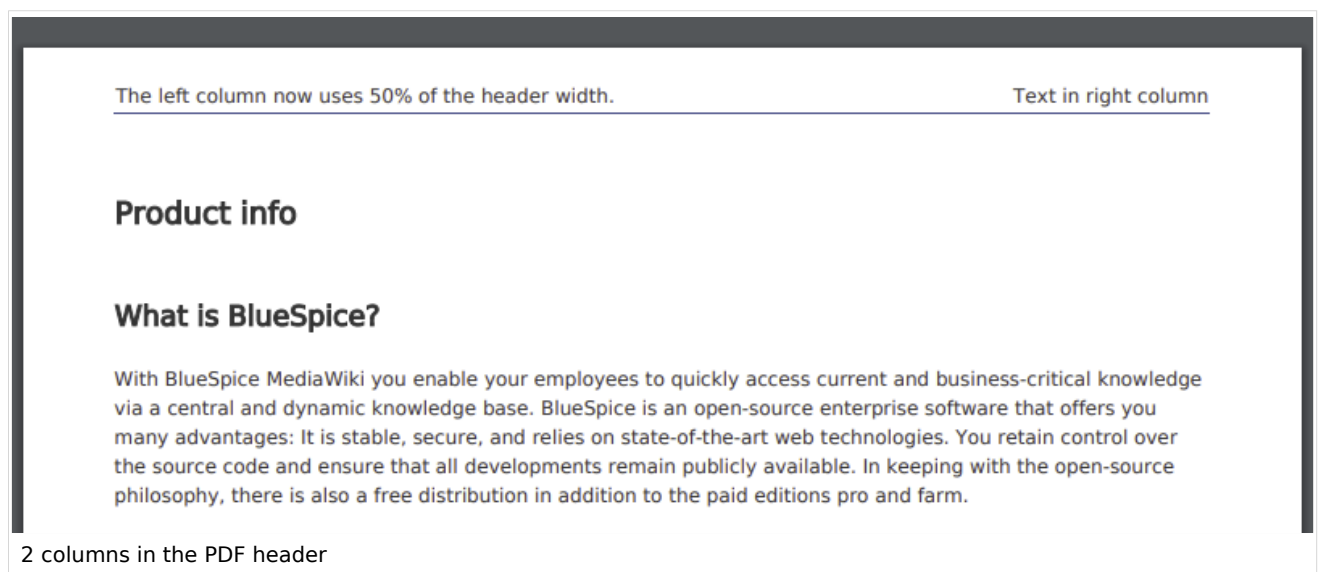
Any of the columns can be left blank.

```
{|
| Text in left column || Text in middle column || Text in right column
|}
```

## Removing the middle column

By default, the 3 columns each use 1/3 of the header width. If you need more room for the left or right column, you can remove the middle column. The remaining 2 columns then each get 1/2 of the header width.

```
{|
| The left column now uses 50% of the header width. || Text in the right column
|}
```



## Footer

The footer can be customized just like the header.

By default, the header shows the creation date of the pdf, a BlueSpice disclaimer, and the page number with number of total pages.

```
{|
| {{{exportdate}}} || {{int:universal-export-pdf-default-disclaimer}} ||
{{{currentpagenumber}}} / {{{totalpagescount}}}
|}
```

To make changes to the header, open the page *MediaWiki:UniversalExport/PDF/Default/Footer.htm/* in edit mode. For example, you could replace the BlueSpice disclaimer in the middle column with the username of the user who printed the pdf.

```
{|
| {{{exportdate}}} || {{{user}}} || {{{currentpagenumber}}} / {{{totalpagescount}}}
|}
```

### BlueSpice pro on your own server (On Premises)

Most of our customers run their BlueSpice on their own servers (Windows or Linux) in-house, thus ensuring optimum integration into their IT infrastructure. If the server has very high loads, then you can scale up the operation to several servers. Connections to user directories and central backup systems, operation behind firewalls and proxies, and integration with intranet portals are possible.

External content from Office products can be migrated to BlueSpice pro. Alterations to the software and the integration of additional MediaWiki extensions on your own server are no problem. We would be happy to help you with the installation and setup of BlueSpice pro.

---

07.01.2021

WikiSysop


1 / 1

PDF footer showing username

## Book cover

When you print a book to PDF, the book has a basic cover page.

By default, the cover page contains the logo, book title, and a placeholder for the subtitle. If you did not create a subtitle for your book, no subtitle is shown.



## Variations

To customize the cover page, open the page *MediaWiki:UniversalExport/PDF/Default/Cover page.html* in edit mode.

Here are some possible variations for the cover page. Simply replace the default content of *MediaWiki:Cover page.html* with the provided code block for a variation.