

# Manual:Extension/BlueSpiceConfigManager

06.05.2025 This document was created with  
BlueSpice

Page of

## Manual:Extension/BlueSpiceConfigManager

A [quality version](#) of this page, [approved](#) on 9 February 2021, was based off this revision.

### Contents

- [1 Layout](#)
  - [1.1 Filter options](#)
  - [1.2 Searching for settings](#)
- [2 Settings by extension](#)
  - [2.1 BlueSpiceFoundation](#)
    - [2.1.1 Updating logo and favicon](#)
    - [2.1.2 System](#)
  - [2.2 BlueSpiceAbout](#)
  - [2.3 BlueSpiceArticleInfo](#)
  - [2.4 BlueSpiceAuthors](#)
  - [2.5 BlueSpiceAvatars](#)
  - [2.6 BlueSpiceBookshelf](#)
  - [2.7 BlueSpiceChecklist](#)
  - [2.8 BlueSpiceExtendedSearch](#)
  - [2.9 BlueSpiceExtendedStatistics](#)
  - [2.10 BlueSpiceInsertCategory](#)
  - [2.11 BlueSpicinsertLink](#)
  - [2.12 BlueSpicePageTemplates](#)
  - [2.13 BlueSpicePermissionManager](#)
  - [2.14 BlueSpiceRSSFeeder](#)
  - [2.15 BlueSpiceReaders](#)
  - [2.16 BlueSpiceSaferEdit](#)
  - [2.17 BlueSpiceUEModuleBookPDF](#)
  - [2.18 BlueSpiceUEModuleHTML](#)
  - [2.19 BlueSpiceUEModulePDF](#)
  - [2.20 BlueSpiceUniversalExport](#)
  - [2.21 BlueSpiceVisualEditorConnector](#)
  - [2.22 BlueSpiceWhoIsOnline](#)
  - [2.23 BlueSpiceExpiry](#)
  - [2.24 BlueSpiceReview](#)
  - [2.25 BlueSpiceReviewExtended](#)
  - [2.26 BlueSpiceFlaggedRevsConnector](#)
  - [2.27 BlueSpiceSocialBlog](#)
  - [2.28 BlueSpiceSocialTopics](#)
  - [2.29 BlueSpiceMatomoConnector](#)
- [3 Related info](#)

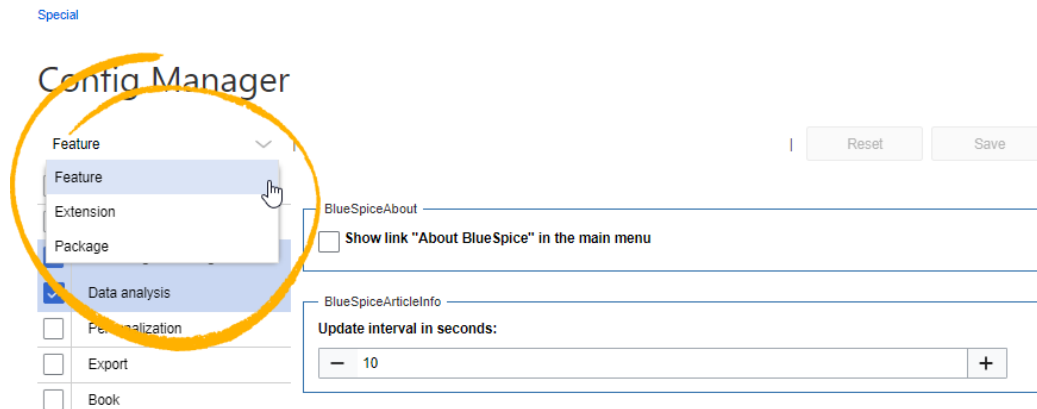
With the Config manager, a wiki user with *sysop* rights can manage BlueSpice wiki-wide settings in one place. In the [navigation](#), it is located under *Global navigations > Management > Config manager*. This link loads the page *Special:ConfigManager*.

# Layout

## Filter options

All settings can be accessed through the following filter options:

- **Feature:** group by type of functionality the setting belongs to (search, administration...)
- **Extension:** group by extension name
- **Package:** group by BlueSpice edition and services (BlueSpice free, BlueSpice pro, Matomo)



config manager filter

All settings are available in any type of grouping. Changing the grouping type does not add or remove setting options. It just groups them differently. After settings are adjusted, they can be saved by clicking *Save*, or cancelled by clicking *Reset*.

**Note:** If a server administrator has configured a setting to no longer be writable, it will be shown as greyed-out in the config manager. You will have to talk to your server administrator about changing such a setting.

## Searching for settings

A search bar is located above the list of settings. Type in a keyword such as "logo" to find the corresponding setting. The search returns settings regardless of the currently selected group.

**Note:** The search field has to be empty if you want to see the filter menu instead of the search.

logo

BlueSpiceFoundation

Logo path:

/w/skins/BlueSpiceCalumma/resources/images/common/logo/bs3\_logo.png

Config manager search box

## Settings by extension

### BlueSpiceFoundation

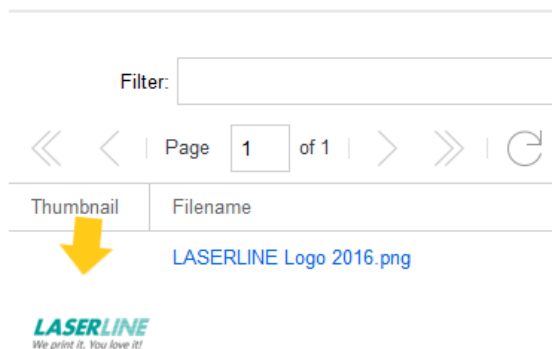
#### Updating logo and favicon

- **Logo path:** The logo image should be stored in the /images folder of your installation. If you store it in the /skins folder of your BlueSpice installation, it could be overwritten with an upgrade.

To upload the logo directly in the wiki:


1. **Upload** the logo on the page *Extended file list* (*Special:ExtendedFilelist*). This is a link under the *Global actions* navigation.
2. **Search** for the logo name in the extended file list.
3. **Click** on the thumbnail image of the logo. This opens the logo on a separate page.

## Extended file list



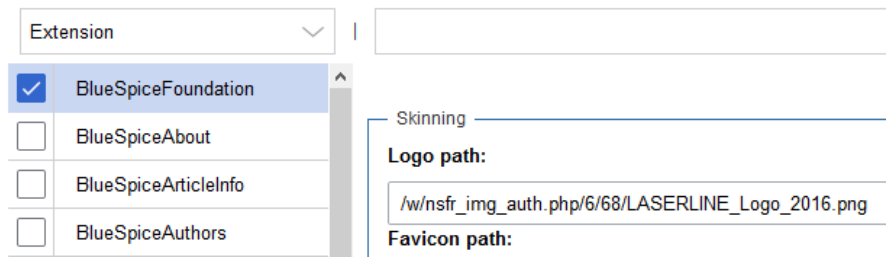
logo thumbnail image

4. **Copy** the relative logo path from the address bar. In a typical Wiki configuration, this path starts with /w/....



relative image path

5. **Paste** the logo path into the text field for the logo.



logo path

6. **Click** *Save*.
7. **Refresh** the page (Strg+F5).

If the uploaded logo is too large, you can add the following code snippet to the page *MediaWiki:Common.css*. This automatically adjusts the image to the height of the main toolbar:

```
.bs-logo a {background-size: contain;}
```

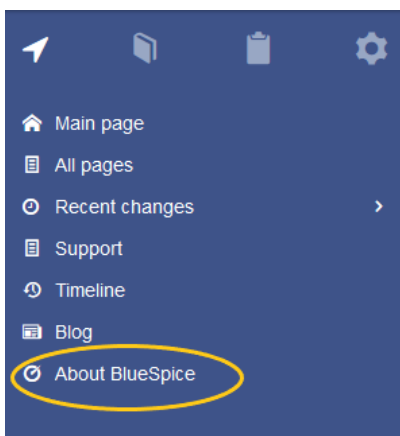
- **Favicon path:** The favicon image should be stored in the */images* folder of your installation. If you store it in the */skins* folder of your BlueSpice installation, it could be overwritten with an upgrade. [Favicon images](#) have the file extension *.ico*.

## System

- **Allowed file extensions:** For security reasons, the types of files that users can upload are restricted. Here, you can allow additional file formats. If a file format is blacklisted in the server configuration, adding this file extension here will not allow this file type to be uploaded. See [mediawiki.org/wiki/Manual:Page\\_title](https://mediawiki.org/wiki/Manual:Page_title) for more info.
- **Allowed image extensions:** The standard web image types are listed here. In general, you want to restrict image uploads to web images. See [developer.mozilla.org/en-US/docs/Web/Media/Formats/Image\\_types](https://developer.mozilla.org/en-US/docs/Web/Media/Formats/Image_types) for more on browser-supported image types.

## BlueSpiceAbout

- **Show link "About BlueSpice" in the main menu:** Shows or hides the link to the page [AboutBlueSpice](#) in the main navigation.

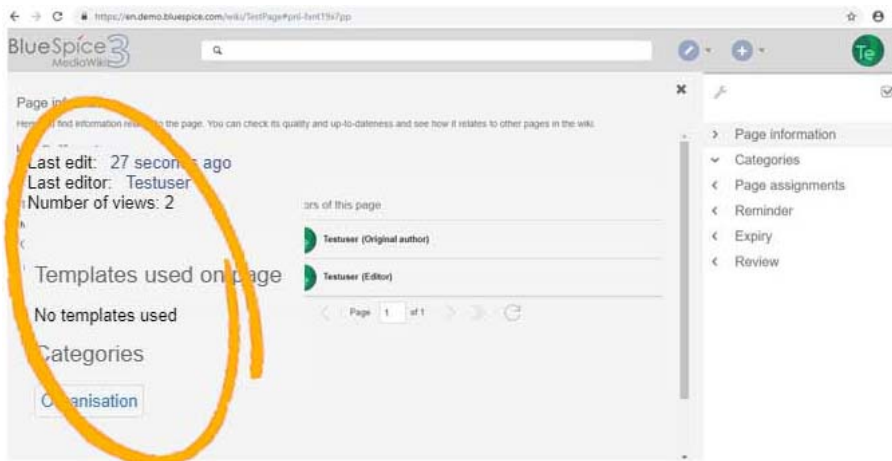


main navigation

## BlueSpiceArticleInfo

*BlueSpiceArticleInfo*, together with [BlueSpiceAuthors](#), [BlueSpiceReaders](#), and [BlueSpiceExtendedSearch](#) is part of the *Page information* in the quality management tools.

- **Update interval in seconds:** Sets the refresh rate for the "Last edit" value. By default, this date is updated every 10 seconds via JavaScript.

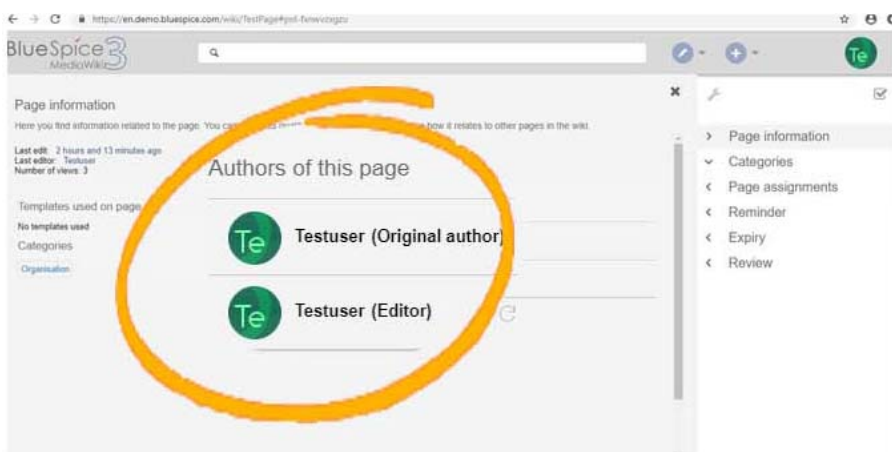


article info

## BlueSpiceAuthors

*BlueSpiceAuthors*, together with [BlueSpiceArticleInfo](#) and *BlueSpiceReaders*, is part of the *Page information* in the quality management tools.

- **Display authors:** Show or hide authors on the page information page.



page authors in page information

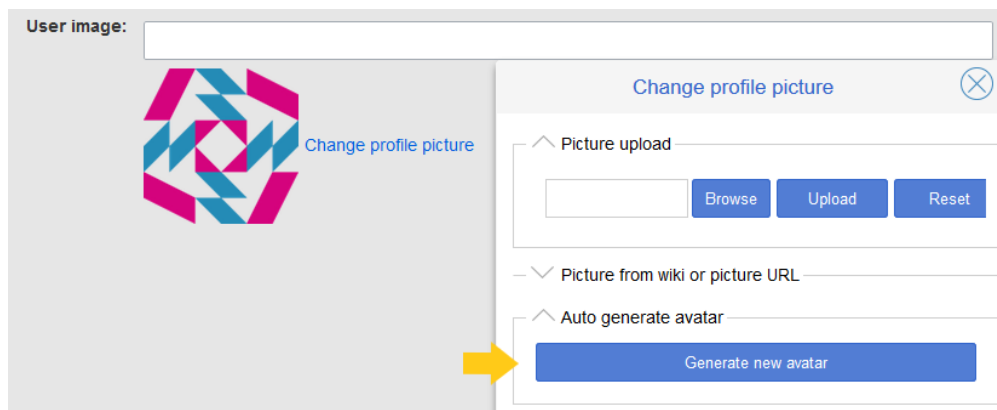
## BlueSpiceAvatars



InstantAvatar

An avatar image is automatically generated if the user does not upload a profile picture or if the user decides to create an avatar image in the preferences.

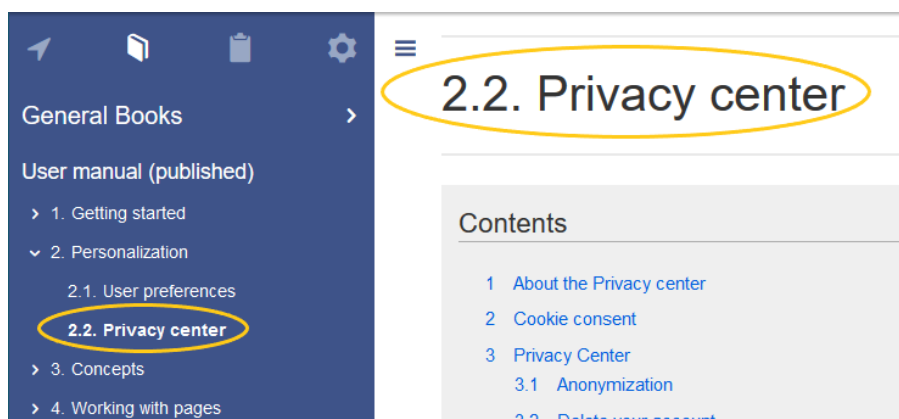
- **Generator**
  - **InstantAvatar:** Generates an avatar image based on using the initials of the Real name or the Username
  - **Identicon:** Generates an avatar image based on parts of the user's IP address.



Identicon

## BlueSpiceBookshelf

- **Use the display title from book source on article:** Shows the title from the book navigation as page title instead of the page name.



book display title

**Note:** If the page additionally contains a `{{DISPLAYTITLE}}` tag, the display title of the page is shown instead of the book title.

- Prepend article table of contents and headlines with book numeration
- Suppress namespace prefix of book articles in output

## BlueSpiceChecklist

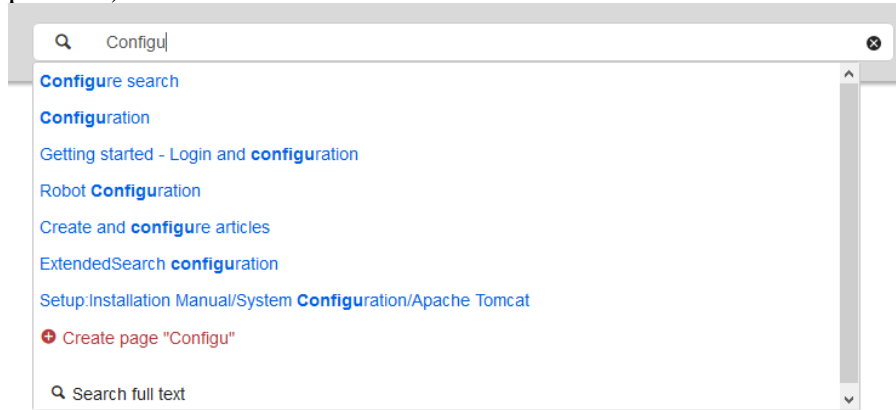
- **Mark checklist changes as minor edit:** If this setting is active, changes to a checklist (for example, checking a checkbox) in view mode are logged as minor edits. If this setting is inactive, a change to the checklist is recorded as a regular version in the page history.

• (cur | prev) © 12:01, 2019 December 5 ML Mlink-rodrique (talk | contribs | block) m (2,820 bytes) (+9) . . (Unchecked checkbox #1) (rollback 6 edits | undo) (Tag: Checklist change)

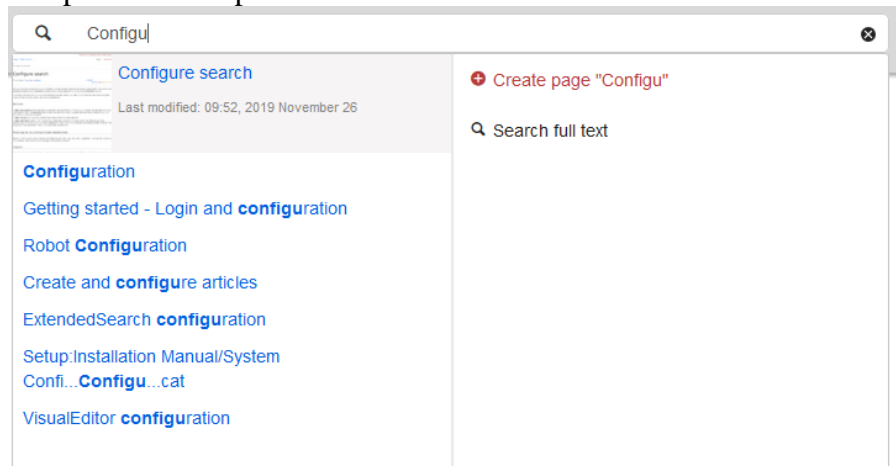
minor edit

## BlueSpiceExtendedSearch

- **External file paths:** External locations to scan for and index files from. These locations are entered in key/value pairs of Physical path and URL prefix.
  - *Physical path:* Storage path. For mounted drives, for example: *X:\Documents*
  - *URL prefix:* All files indexed from the indexed physical location are prefixed in the search results. It should be used if files are available from a web server. By default, the URL prefix is set to the same value as *Physical path*.
- **Use simple autocomplete:** forces a more compact autocomplete (1-column layout, no thumbnail preview).



compact autocomplete



regular autocomplete

- **Automatically set language filter:** This setting applies to multi-language wikis. It returns search results for a user only in the user's language. Users can set their language in their [preferences](#).
- **Exclude patterns:** Files at external file locations can be excluded from search based on regular expression patterns.

## BlueSpiceExtendedStatistics

- **Exclude these users:** Some user groups, like WikiSysop can skew the statistics, for example the statistics for search queries or because they complete automated maintenance tasks. These types of user groups can be excluded from the statistical results.
- **Maximum number of interval steps:** Sets the size of the x-axis for the results. For a few days, select the interval *Day* or *Calendar Week*, for periods over one year, select *Year* or *Month*. If you do not get any results for your query, try to adjust the interval accordingly.

## BlueSpiceInsertCategory

- **Insert category with its parents**
- **Set page categories as default in upload dialog**

## BlueSpiceSertLink

- **Allow unmapped links**
- **Allowed locations for external files**
  - Filesystem prefix
  - Web accessible prefix:

## BlueSpicePageTemplates

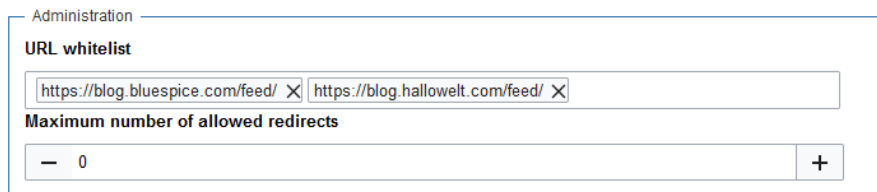
- **Force target namespace:**
- **Hide default templates:** Hides the default *Empty page* template.

## BlueSpicePermissionManager

- **Backup limit:** Sets the number of backups for the permissions manager. Each time the page *Special:PermissionManager* is saved, a backup is created. If the backup limit is set to 5, the last five versions of the permissions configuration are saved as backups.

## BlueSpiceRSSFeeder

- **URL whitelist:** RSS feeds need to be whitelisted here by an administrator before they can be displayed in a wiki page.
- **Maximum number of allowed redirects:** If there are URL redirects for any of the whitelisted URLs, the number of redirects needs to be adjusted (usually to 1 or 2).



The screenshot shows the 'Administration' section of the BlueSpice interface. Under the 'URL whitelist' heading, there is a text input field containing two URLs: 'https://blog.bluespice.com/feed/' and 'https://blog.hallowelt.com/feed/'. Each URL has a small 'X' icon to its right, indicating it can be removed. Below this, under the heading 'Maximum number of allowed redirects', there is a numeric input field with the value '0'. To the left of the field is a minus sign '-' and to the right is a plus sign '+', suggesting a range or increment/decrement functionality.

RSS Feed settings

## BlueSpiceReaders

- **Number of readers to display:** Sets the number of readers that are displayed on the Page information in the Quality management tools.



**Page information**  
 Here you find information related to the page. You can check its quality and up-to-dateness and see how it relates to other pages in the wiki.

Last edit: one month ago  
 Last editor: Rodrigue  
 Number of views: 13315

**Templates used on page**  
 BSExtensionInfobox

**Similar pages**  
 BlueSpiceTagCloud BlueSpiceInsertFile BlueSpiceCategoryManager InsertImage  
 Extension/VisualEditor ServiceCenter BlueSpiceTagSearch BlueSpiceInsertLink PastelImage

**Categories**  
 BlueSpice free Extension

**Readers of this page**

- WikiSysop
- LukasHoenig
- FlorianFuessl

**Authors of this page**

- WikiSysop (Original author)
- Mlink-rodrigue (Editor)
- Fbaeckmann (Editor)
- Lsireta (Editor)
- RichardHeigl (Editor)
- P technik (Editor)
- IdaK (Editor)
- Angelika (Editor)

page readers

## BlueSpiceSaferEdit

- **Interval for lookup for concurrent editings:** Sets the time in seconds for checking if another person is editing the page.
- **Show name of current editor:** Shows or hides the name of the user who is currently editing the page.

## BlueSpiceUEModuleBookPDF

- Table of Contents
  - *Only article titles (indent by grade):* Only shows the article titles in the main contents table of the PDF.

Table of contents	
1 Introduction .....	3
2 Wiki pages model .....	4
3 User rights .....	7
3.1 Group manager .....	15
3.2 Permission manager .....	18
3.3 User manager .....	24
4 Namespace manager .....	28

PDF table of contents without article TOCs

- *Embed article TOCs (No indent of article titles):* Shows the table of contents for each article in the main contents table of the PDF.

Table of contents	
1 Introduction .....	5
2 Wiki pages model .....	6
1 The pages modell .....	6
2 Page types .....	6
2.1 Special page .....	6
2.2 Content page .....	7
2.3 Wiki page .....	7
2.4 Category page .....	8
2.5 File / image (description) page .....	8
3 User rights .....	9
3.1 Group manager .....	17
1 Accessing the group manager .....	17
2 Functionality .....	18
3 Assigning roles and users to groups .....	18

Embed article TOCs

## BlueSpiceUEModuleHTML

- **Hide namespace prefix in PDF:** If activated, the namespace is shown in the HTML main heading.

**Note:** If the page contains a "displaytitle" tag in the page source, the page display title is shown and this setting has no effect.

## BlueSpiceUEModulePDF

- **Hide namespace prefix in PDF:** If activated, the namespace is shown in the PDF main heading for a page.

Manual: Extension/BlueSpiceGroupManager	
Contents	
1 Accessing the group manager .....	1
2 Functionality .....	1
3 Assigning roles and users to groups .....	2
4 Related info .....	2

namespace in heading

**Note:** If the page contains a "displaytitle" tag in the page source, the page display title is shown and this setting has no effect.

## BlueSpiceUniversalExport

- **Metadata (standard, JSON):** Additional data to be passed to the rendering template in JSON format. This data can be used in the export template. The template itself is maintained server-side.
- **Metadata (override, JSON):** Allows overriding standard data sent to the rendering template in JSON format. Values that are set by default can be overridden with this option.

## BlueSpiceVisualEditorConnector

- **Enable VisualEditor for BlueSpice extensions**
- **Configuration variable to use a simplified save process**
- **Upload type**
  - Original (Here a confirmation of the rights of use/upload is obtained, file name and namespace of the file can be changed, a category can be assigned and a description of the file MUST be given).
  - Simple (No confirmation of required rights is obtained here, the name and namespace of the file can be changed, a description and a category can be assigned, but does not have to be specified)
  - One click (No confirmation about required rights is obtained here, the image cannot be renamed and no category can be assigned. Only the namespace can, but does not have to be adjusted before uploading)

## BlueSpiceWhoIsOnline

- **Time in seconds until a user is marked as offline:** The system checks every  $x$  seconds if a user logged out and no longer displayed as online. This can be less frequent than the update interval for newly logged-in users.
- **Update interval in seconds:** The system checks every  $x$  seconds for users.

## BlueSpiceExpiry

- **Show watermark for expired pages in PDF:** Shows the watermark for expired pages in PDFs.
- **Show watermark for expired pages in print version:** Shows the watermark for expired pages when a page is printed.
- **Show watermark for expired pages:** Shows a watermark on the page itself.

The wiki is the platform to dynamically develop management processes and communicate quickly in the enterprise.

### Example Pages

Here are some example pages for quality management articles:

- [Introduction of a QM System](#)
- [Quality Assurance \(using the PDCA method\)](#)
- [Corrective Actions \(process description\)](#)
- [Preparing an Offer \(process description\)](#)

The compilation of the individual articles into an online manual takes place with the [Book Manager](#).

Attachments

watermark

## BlueSpiceReview

- **Only the owner of a review can change it:** If this is unchecked, any user with edit rights can update a workflow.

## BlueSpiceReviewExtended

- **Workflow will be added to page history:** This enables that workflow votes are listed under the page history with the corresponding version.

[\(cur\)](#) [\(prev\)](#) 15:00, 17 September 2019 FB [Fbaeckmann](#) ([talk](#) | [contribs](#) | [block](#)) m (802 bytes) (+5) (Text replacement -

"edition=BlueSpice |active" to "edition=BlueSpice free |active")

1. 👁 [Mlink](#) | 14:22, 9 December 2019 | Type: Flagging | "[Rodrigue](#): first reviewer ⇒ [Mlink](#): Everything is correct."

2. 👁 [Helpdesk](#) | 14:47, 9 December 2019 | Type: Flagging | "[Rodrigue](#): all content ⇒ [Helpdesk](#): Info about configuration is incorrect. Get with John from It. He should have the latest info."

[Reviewed: 14:22, 9 December 2019 | [Mlink](#) ]

workflow log entries in page history

## BlueSpiceFlaggedRevsConnector

### Export

The export settings affect how the pages of a book are generated in the PDF export.

- **Bookshelf: List accepted revisions log:** Shows a log of stable page versions of pages in the PDF and when these pages were put into accepted status. If editors did not provide a comment when accepting the page, the *Stable comment* field for a revision is empty.

Stable date	Page	Stable comment
18.11.2019	Permission matrix	
18.11.2019	Permission matrix	
15.11.2019	Wiki pages model	
14.11.2019	Permission manager	
14.11.2019	Group manager	

accepted revisions log

- **Bookshelf: List pages without stable revision:** Displays a list of PDF pages at the beginning of the PDF that only exist as a first draft and have no released version.

#### Not stable pages

**QM:Checklists**

Pages without acceptance feature

- **Bookshelf: List pages without FlaggedRevs:** Displays a list of PDF pages that do not have a release mechanism at the beginning of the PDF.

#### Not FlaggedRevs namespace

Introduction

Wiki pages model

User rights

Group manager

Pages with no FlaggedRevs feature.

- **UEModulePDF: Show FlaggedRevs info below main heading:** Prints the latest revision dates (last acceptance and last edit date) below the heading.

#### Introduction

*Stable: 06.12.2019 - 12:00 / Revision: 06.12.2019 - 11:43*

FlaggedRevs info below heading

## Quality assurance

- **Automatically set the page to stable, when the workflow was finished successfully:** The workflow ends with setting the page status to stable.
- **Automatically delete the workflow, when a page was marked as stable:** The workflow is deleted.
- **Show unstable pages for following groups:** If the group *user* is removed from the *BlueSpiceFlaggedRevs* configuration, users in this group will not be able to see draft versions when they are added as reviewers in a review process. When the group user is removed, only *sysop* and *reviewer* users can access drafts. If you want other groups, for example *editor*, to see draft versions, you need to add them to the configuration. If no user groups are specified in the configuration field, not even reviewers and sysops users will see a visual status indication of a page. They will have access to drafts through the revision history for the page instead.

## Searching and Navigation

- **Indexing only stable versions:** Draft versions are excluded from the search results. If a page does not have a stable version, it is not shown as a search result.

## BlueSpiceSocialBlog

- **Use teaser text for blog entries in the timeline:** When you create a blog entry, you can create a teaser text for it by clicking the cogwheel symbol in the blog entry form. If this setting is active, the teaser text will be shown on the page *Special:Timeline* instead of the first part of the content.

The screenshot shows a web form for creating a blog entry. At the top, there is a 'Title' field with the text 'ISO 7010 Symbole'. Below it is a 'Content' field with a rich text editor toolbar. The content area contains a blue circular icon with a person reading a document, followed by text about ISO 2010 graphics standards. Below the content field, there is a 'Teaser' field, which is circled in orange. The teaser text reads: 'Pages in violation of ISO 2010 graphics standards will be expired.' At the bottom of the form, there is a 'Main Page' dropdown menu and a 'Post' button, which is also circled in orange. A cogwheel icon is located next to the 'Post' button, indicating a settings menu.

blog teaser text

## BlueSpiceSocialTopics

- **Automatically create all discussion pages.** If a user creates the first discussion topic for a page using the link in the page footer of a wiki page, the needed discussion page is automatically created first.

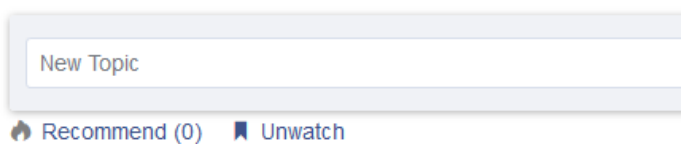


create discussion topic

A message "This discussion page was created automatically" is inserted on the discussion page.

## Sandbox

This discussion page was created automatically.



automatically created discussion page

If this setting is deactivated, the user is directed to the "Create page" default page first

## BlueSpiceMatomoConnector

- **Site ID:** Matomo ID of the wiki. You can find the site ID as a url parameter in the browser address bar when you are logged into Matomo.



matomo site ID

- **Base url:** The url to your Matomo installation.
- **Show opt-out link in footer:** Displays a link in your wiki footer, usually named *Analysis service*



footer links

On the Analysis service page, there is a checkbox that allows a user to opt-out from being tracked for analysis purposes.

You may choose to prevent this website from aggregating and analyzing the actions you take here. Doing so will protect your privacy, but will also prevent the owner from learning from your actions and creating a better experience for you and other users.

☒ **You are not opted out. Uncheck this box to opt-out.**

Matomo opt-out checkbox

## Related info

- [Reference:ConfigManager](#)