


## Manual:Extension/BlueSpicePermissionManager/Cloud

A [quality version](#) of this page, [approved](#) on *19 March 2021*, was based off this revision.


To manage permissions, you use the Permission manager. It is located under *Global actions > Management > Permission manager*. This links to the page `Special:PermissionManager`.

### Permission types


An administrator can select between three permission settings. By default, the wiki is set to be **private**.


**Protected wiki**

- Everyone can **view** the content - including anonymous users
- Only logged-in users can **edit** the content
- Only users in the group "sysop" can perform **administrative actions**

**Private wiki**

- Only logged-in users can **view and edit** the content
- Only users in the group "sysop" can perform **administrative actions**



**Custom setup**

- Assign roles and groups manually

[Save](#)

Permission manager settings

Permission type	Description
Protected wiki	The wiki is visible to anyone. Only logged-in users can edit the wiki.  To edit a page, users must be assigned to the "editor" group. To approve a page (if the approval mechanism is activated in a namespace), the groups "editor" and "reviewer" must be assigned to a user.
Private wiki	Only logged-in users can view and edit the wiki. To edit a page, users must be assigned to the "editor" group. To approve a page (if the approval mechanism is activated in a namespace), the groups "editor" and "reviewer" must be assigned to a user.
Custom setup	Roles and groups are assigned by an administrator. This is necessary if different namespaces need to have different user rights.

In BlueSpice pro Cloud it is not possible to assign the rights *edit*, *comment*, or *upload* to anonymous users.

## Custom setup

**Important!** If you want to manually manage the permissions in your wiki, you need to be familiar with the concept of groups and roles in the wiki. Please check the necessary info about the [BlueSpice Permission manager](#) before assigning roles to groups.

**Note:** In BlueSpice pro Cloud, it is not possible to assign *edit*, *comment*, or *upload* rights to anonymous users.

The following user groups and roles are assigned by default when saving the custom setup:

User group	Initially assigned roles	Purpose of this group	Suggested role
anonymous users (*)	reader	Determines if anonymous users can read wiki content.	(no role assignment) or <i>reader</i>
user	reader, editor	Determines the rights authenticated users have if they don't belong to any other groups.	<i>reader</i> or <i>reader, editor</i>
autoreview	(inherited from user)	For users whose page revisions are automatically accepted without further approval.	<i>maintenanceadmin</i> (Note: This role has even more rights than the admin role and should be applied carefully.)
bot	(inherited from user)	(System group) Used for automated tasks in the wiki.	<i>bot</i>
bureaucrat	(inherited from user). accountmanager	(System group)	
editor	(inherited from user)	Grants edit rights to the wiki.	<i>editor</i>
interface-admin	(inherited from user)		
	(inherited from user),	Grants rights to approve page revisions if the	

User group	Initially assigned roles	Purpose of this group	Suggested role
reviewer	reviewer	approval feature is activated.	<i>reviewer</i>
smwadministrator	(inherited from user)	Automatically created by Semantic MediaWiki extension.	-
smwcurator	(inherited from user)	Automatically created by Semantic MediaWiki extension.	-
smweditor	(inherited from user)	Automatically created by Semantic MediaWiki extension.	-
sysop	(inherited from user), admin	Grants administrator rights to the wiki.  Included in roles: admin, maintenanceadmin	<i>admin</i>
widgeditor	(inherited from user)	Allows editing pages in the <i>Widget:</i> namespace.  Included in roles: admin, maintenanceadmin or structuremanager	<i>admin</i> or <i>structuremanager</i>