

## Archive:Preferences

### Contents

1	Technical background .....	2
2	Where can I find the Preferences function? .....	2
3	The functionality of Preferences .....	3
3.1	BlueSpice - preferences .....	4
4	Try it! .....	6

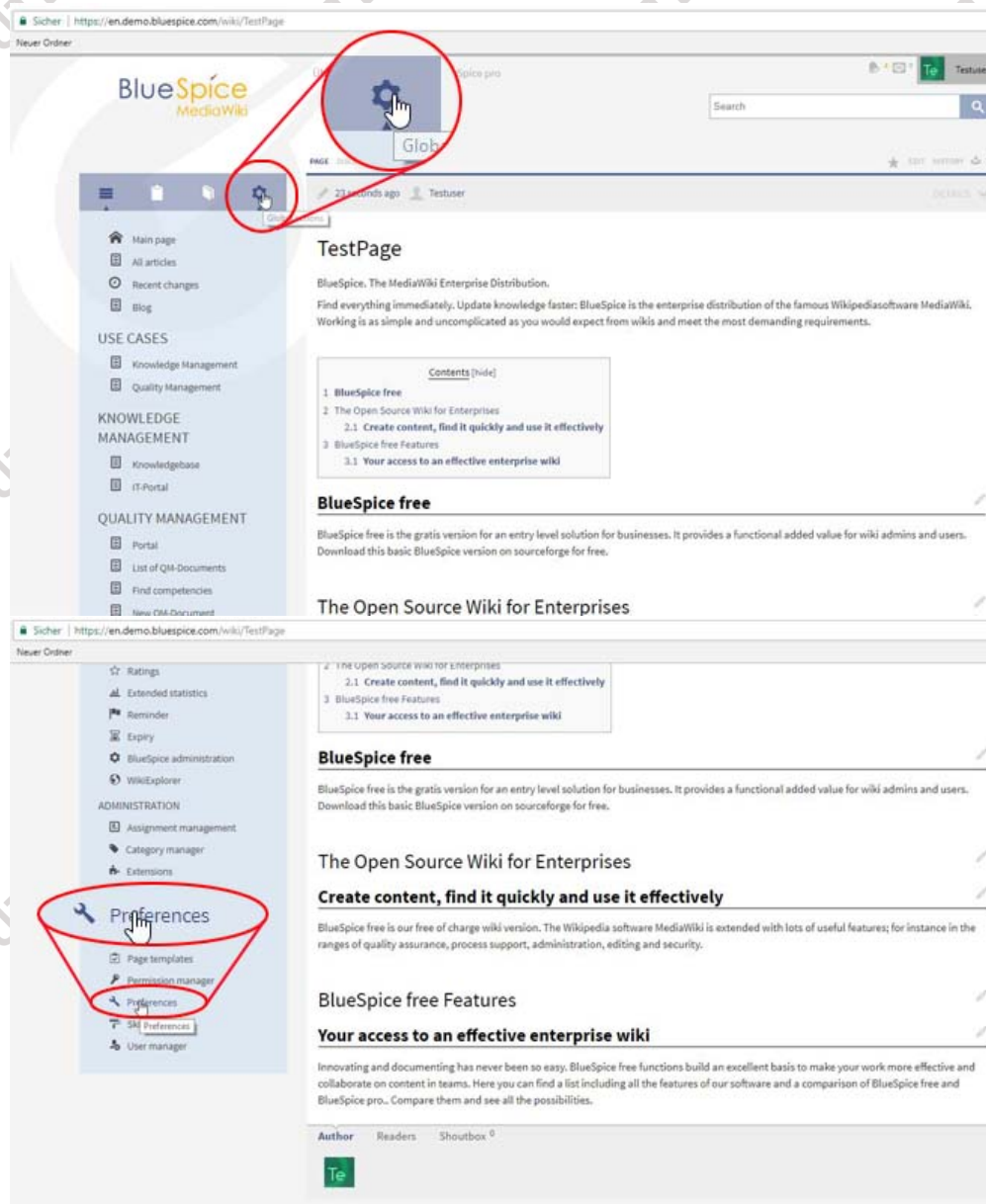
**Preferences** is an extension allowing wiki administrators to change key settings of the wiki, without resorting to scripts and manual settings in LocalSetting.php file. These settings are wiki-wide, although some of them can be overridden on user level through **UserPreferences**.

## Technical background

Preferences lets you control and set various aspects of BlueSpice extensions.

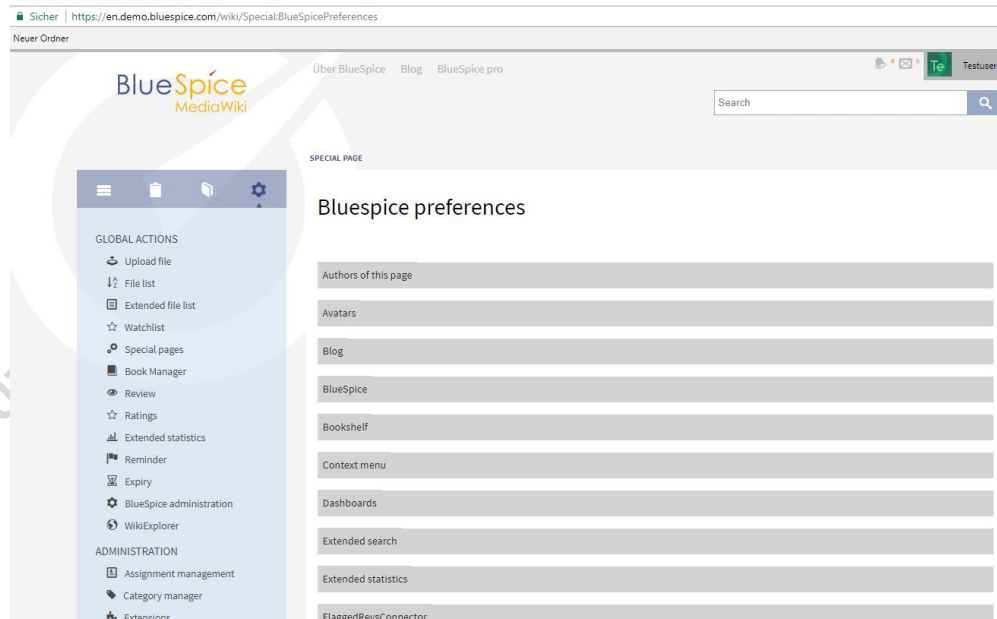
## Where can I find the Preferences function?

Firstly, you need to have administration permissions in order to call up Preferences. If you have the correct permissions, you will be able to see the link "Preferences" in the "Global settings" and then on "Preferences" as you see on the image below. Click on the link and you will be taken to the administration page.



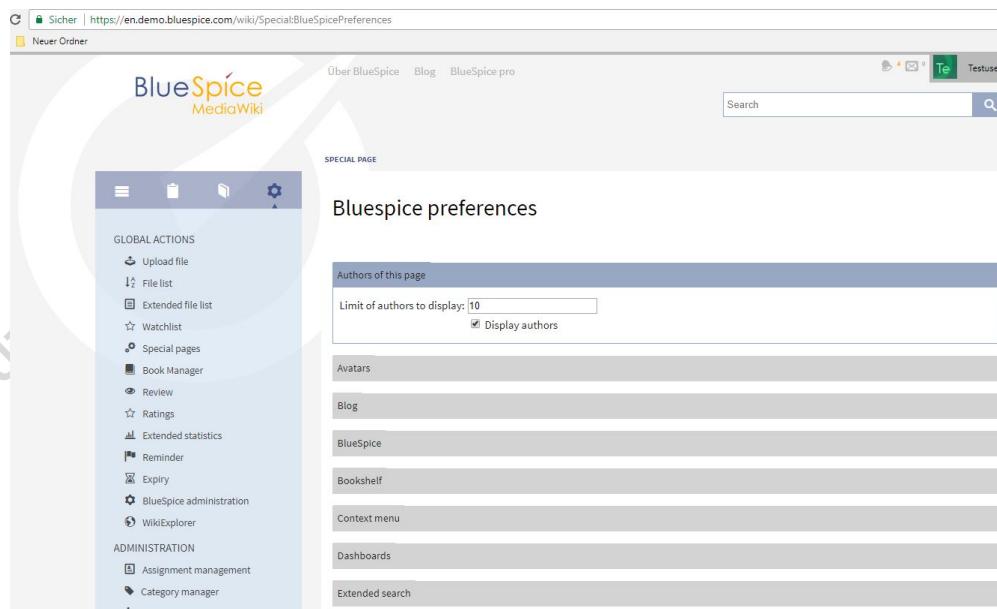
## The functionality of Preferences

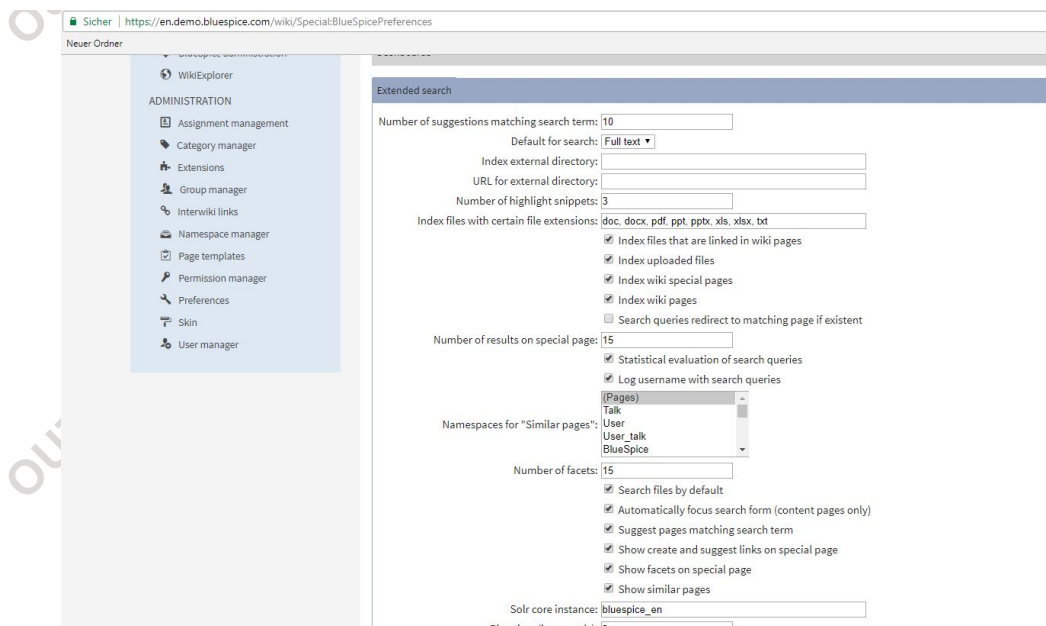
The display shows different areas for the individual extensions.



Preferences page contains many sections that are represented by expandable tabs. By default all tabs are collapsed. More information on individual settings of each of these extensions you can find on those extension's pages.

For example:





## BlueSpice - preferences

Setting	Description
Authors of this page	Preferences for profile pictures.
Avatars	Size and defaults
Blog	Display of blog entries
BlueSpice	Special preferences for BlueSpice. You can also set which data formats allowed here (by default: png, gif, jpg, jpeg, doc, docx, pdf, xls).
Bookshelf	
ContextMenu	
Dashboards	Link the site logo to the dashboards
Extended search	
Authors of this page	Preferences for profile pictures.
Extended statistics	Settings for BlueSpice statistics e.g. exclude certain users
<b>FlexiSkin</b>	Activated skin and logo path.
<b>InsertCategory</b>	Insert categories include its parents

Setting	Description
<b>InsertLink</b>	Enable links to local files
<b>Notifications</b>	Only notify for changes in special namespaces
<b>PageTemplates</b>	Above all for combining page templates with namespaces.
<b>PermissionManager</b>	Activate lockmode....
<b>Quality assurance</b>	Configure the easy review processes.
<b>Readers of this article</b>	Activation and settings.
<b>ResponsibleEditors</b>	Enabled namespaces and assigning rights.
<b>Safer Editing</b>	Organise autosaving while editing.
<b>SecureFileStore</b>	Settings for files.
<b>Shoutbox</b>	Setings for the comment box.
<b>SmartList</b>	Configure the latest changes function (previously called "Infobox")
<b>Status bar</b>	Display statbar and shows the order.
<b>Syntax Highlighter</b>	e.g. link URLs
<b>TopMenuCustomizer</b>	Settings for the top MenuBar.
<b>UserManager</b>	This is, above all, to permit changing passwords.
<b>User navigation (Focus)</b>	Individual navigation bar.
<b>VisitedPages</b>	Limit of entries, namespaces, ...
<b>VisualEditor</b>	Settings for the WYSIWYG editor.
<b>WantedArticles</b>	
<b>WatchList</b>	
<b>Who is online?</b>	
<b>Widgets</b>	

Try it!

---

BlueSpiceDemo 





