

Archive:Preferences

Contents

1	Technical background	2
2	Where can I find the Preferences function?	2
3	The functionality of Preferences	3
3.1	BlueSpice - preferences	4
4	Try it!	6

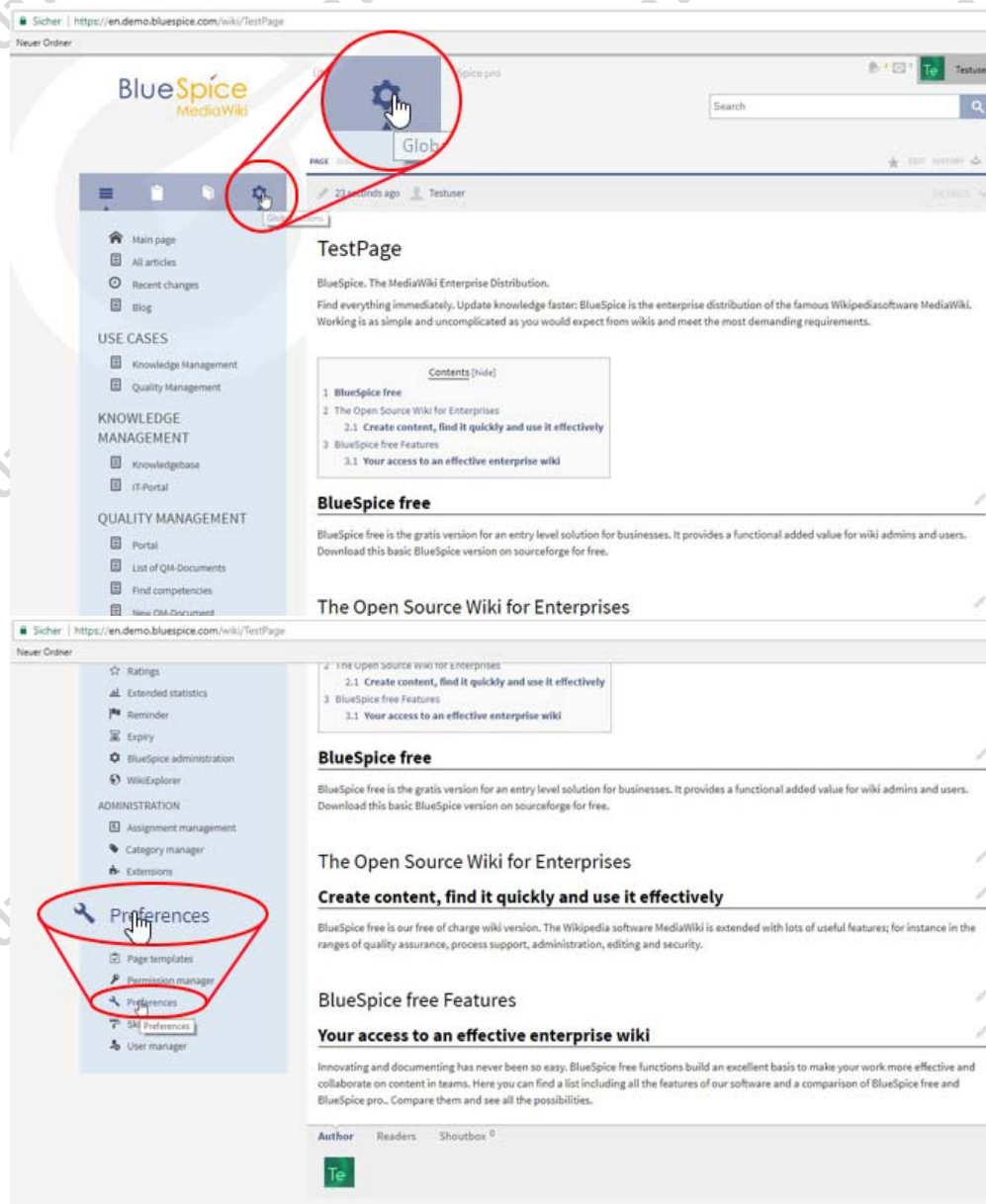
Preferences is an extension allowing wiki administrators to change key settings of the wiki, without resorting to scripts and manual settings in LocalSetting.php file. These settings are wiki-wide, although some of them can be overridden on user level through **UserPreferences**.

Technical background

Preferences lets you control and set various aspects of BlueSpice extensions.

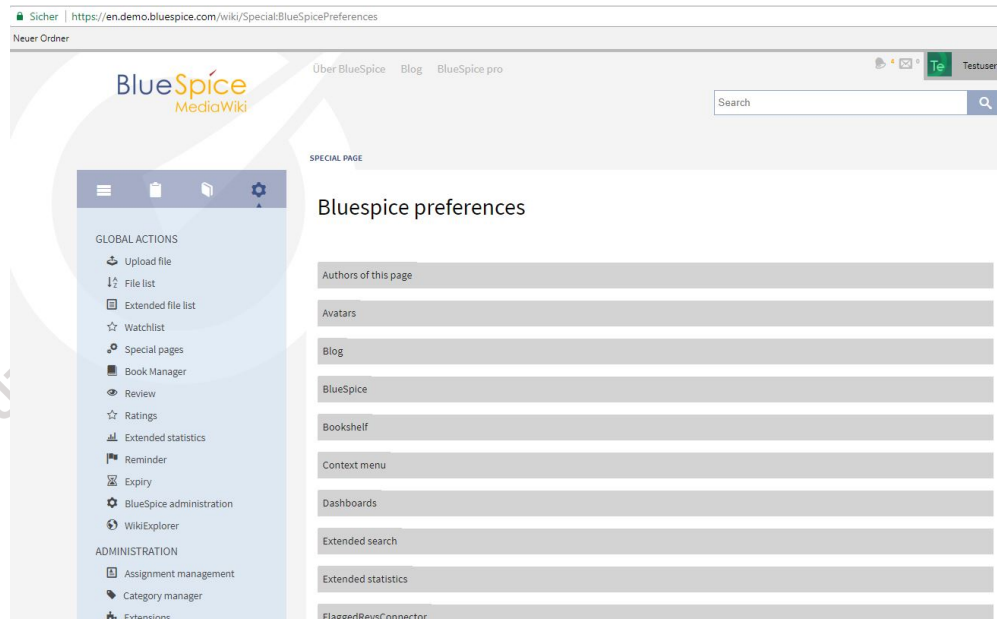
Where can I find the Preferences function?

Firstly, you need to have administration permissions in order to call up Preferences. If you have the correct permissions, you will be able to see the link "Preferences" in the "Global settings" and then on "Preferences" as you see on the image below. Click on the link and you will be taken to the administration page.



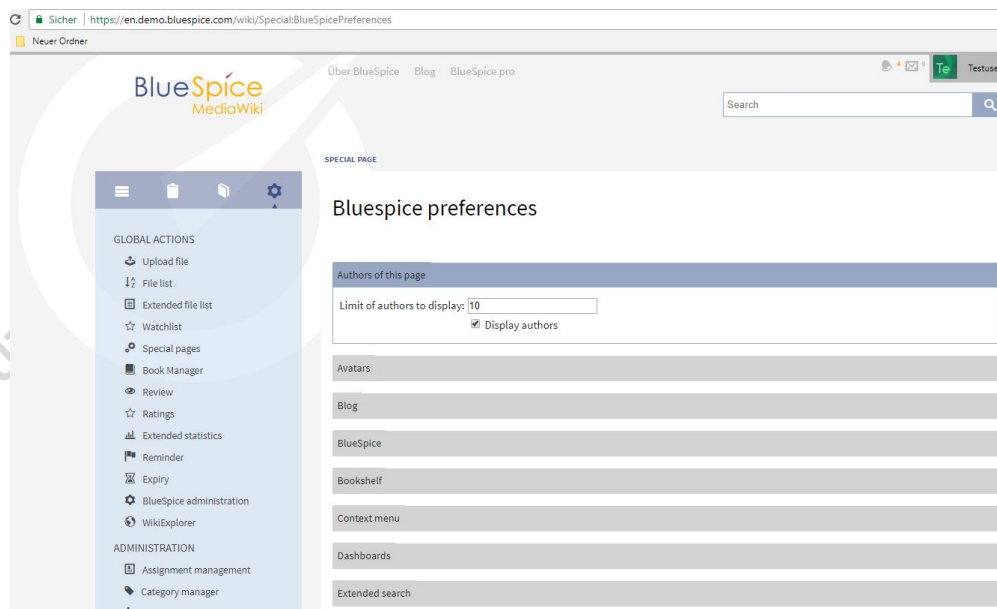
The functionality of Preferences

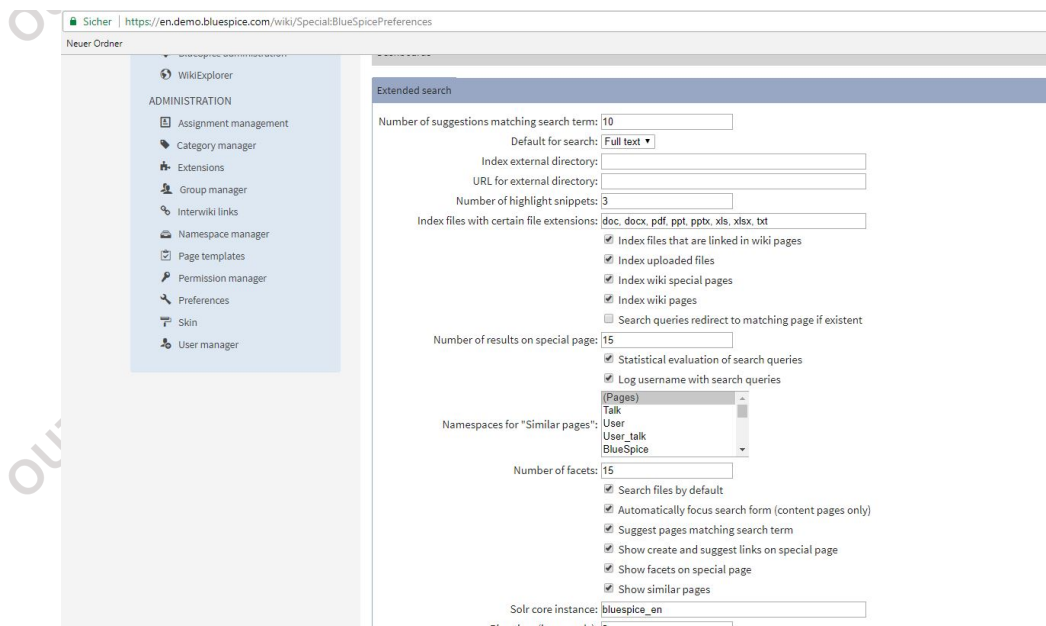
The display shows different areas for the individual extensions.



Preferences page contains many sections that are represented by expandable tabs. By default all tabs are collapsed. More information on individual settings of each of these extensions you can find on those extension's pages.

For example:





BlueSpice - preferences

Setting	Description
Authors of this page	Preferences for profile pictures.
Avatars	Size and defaults
Blog	Display of blog entries
BlueSpice	Special preferences for BlueSpice. You can also set which data formats allowed here (by default: png, gif, jpg, jpeg, doc, docx, pdf, xls).
Bookshelf	
ContextMenu	
Dashboards	Link the site logo to the dashboards
Extended search	
Extended statistics	Settings for BlueSpice statistics e.g. exclude certain users
FlexiSkin	Activated skin and logo path.
InsertCategory	Insert categories include its parents

Setting	Description
InsertLink	Enable links to local files
Notifications	Only notify for changes in special namespaces
PageTemplates	Above all for combining page templates with namespaces.
PermissionManager	Activate lockmode....
Quality assurance	Configure the easy review processes.
Readers of this article	Activation and settings.
ResponsibleEditors	Enabled namespaces and assigning rights.
Safer Editing	Organise autosaving while editing.
SecureFileStore	Settings for files.
Shoutbox	Setings for the comment box.
SmartList	Configure the latest changes function (previously called "Infobox")
Status bar	Display statbar and shows the order.
Syntax Highlighter	e.g. link URLs
TopMenuCustomizer	Settings for the top MenuBar.
UserManager	This is, above all, to permit changing passwords.
User navigation (Focus)	Individual navigation bar.
VisitedPages	Limit of entries, namespaces, ...
VisualEditor	Settings for the WYSIWYG editor.
WantedArticles	
WatchList	
Who is online?	
Widgets	

Try it!

BlueSpiceDemo 





