

Reference:BlueSpiceVisualDiff

Extension\>: BlueSpiceVisualDiff

Overview			
Description:	Enables users to easily compare two versions of an article with just a few clicks.		
State:	stable	Dependency:	MediaWiki, BlueSpice
Developer:	HalloWelt	License:	-
Type:		Category:	-
Edition:	BlueSpicePro"BlueSpicePro" is not in the list (BlueSpice pro, BlueSpice free, BlueSpice Farm, BlueSpice Cloud, BlueSpice free (deactivated), BlueSpice pro (deactivated), BlueSpice Farm (deactivated), BlueSpice Cloud (deactivated)) of allowed values for the "BSExtensionInfoEdition" property.		
View help page			

Features



Summary

The package **VisualDiff** for BlueSpice enables users to easily compare two versions of an article with just a few clicks.

At a glance\>: Advantages

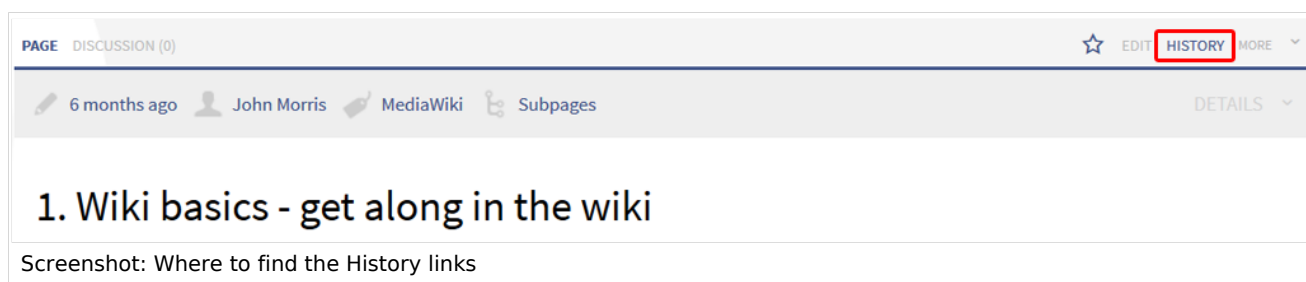
- Simpler comparison of articles, especially in tables
- No distracting tags, code, or acronyms: pure content!
- Users can switch between various views, depending on their interests or needs

Where do I find VisualDiff?

VisualDiff is integrated in the history page of every article. Users with reading rights for the corresponding article can access the version comparison tool by clicking on the "History" link on the upper right corner of the screen.

How do I use VisualDiff? (Step-by-step)


Step 1: Open the version history of the article by clicking on the "History" link in the upper right corner.



Step 2: Choose the two versions of the article you want to compare.



Step 3: Click on "Compare selected revisions".



Revision history of "Wiki"

View logs for this page

Browse history

From year (and earlier): From month (and earlier): Tag filter: Deleted only

Diff selection: Mark the radio boxes of the revisions to compare and hit enter or the button at the bottom.
Legend: **(cur)** = difference with latest revision, **(prev)** = difference with preceding revision, **m** = minor edit.

-
- (cur | prev) 05:31, 31 July 2015 John Morris (Talk | contribs) .. (2,643 bytes) (+1) .. (*→History*) (rollback 2 edits | undo)
 - (cur | prev) 05:30, 31 July 2015 John Morris (Talk | contribs) .. (2,642 bytes) (+28) .. (undo)
 - (cur | prev) 10:50, 9 April 2015 Angie (Talk | contribs) .. (2,614 bytes) (-16) .. (undo)
 - (cur | prev) 10:49, 9 April 2015 Angie (Talk | contribs) .. (2,630 bytes) (+18) .. (undo)
 - (cur | prev) 10:12, 7 January 2015 NathalieKöpf (Talk | contribs) **m** .. (2,612 bytes) (+138) .. (undo)

Screenshot: Click on "Compare selected revisions".

Features of VisualDiff

Choose a view

VisualDiff highlights the changes between the two chosen versions in three different views:

1) *Visual*

In the visual view, the article will be displayed like in the reading mode of the wiki. The changes between the versions are color coded, making it easy to find and compare changes, especially in large tables.

Revision as of 10:12, 7 January 2015 (edit)
NathalieKöpf (Talk | contribs)
m
← Older edit

Latest revision as of 05:31, 31 July 2015 (edit) (undo)
John Morris (Talk | contribs) [rollback 2 edits]
(*→History*)
[Mark as patrolled]

Visual
WikiText
Classic

A wiki is a website which allows people to add, modify, or delete the content via a web browser. Wikis use specialized wiki software and are usually created collaboratively. The content is typically non-linear—, but you can, for example, create a structures for example via links and categories. To In order to find relevant content content the search function is very important.

Meaning

„Wikiwiki“ is hawaiian-Hawaiian and means „quick“. It shall describe-describes the idea of sharing content easily and very fast.

History

The first wiki (named WikiWikiWeb) was invented by Ward Cunningham (picture) in 1995. Cunningham was impatientwith

Screenshot: Visual view

2) WikiText

In this view, the changes between the versions are shown in Wikicode, but without tabular form and the lineup of the changes (see Classic view). The view corresponds to the editing mode of an article. Changes are also color coded.

Revision as of 10:12, 7 January 2015 (edit)
NathalieKöpf (Talk | contribs)
m
 ← Older edit

Latest revision as of 05:31, 31 July 2015 (edit) (undo)
John Morris (Talk | contribs) [rollback 2 edits]
 (→History)
 [Mark as patrolled]

Visual

WikiText

Classic

```

<div style="position: relative; float: right; padding: 0 0 8px 0;">
[[File:De.png|link=Wiki/de]] [[File:En-active.png|link=]]</div>
<bs:bookshelf src="Buch:User_manual"/>

__NOTOC__

A wiki is a website which allows people to add, modify, or delete the content via a web browser. Wikis use specialized wiki software and are usually created collaboratively. The content is typically non-linear, but you can create a structures for example, for example, create structures via links and categories. To find relevant contentIn order to find relevant content the search function is very important.

==Meaning==
    
```

Screenshot: WikiText view

3) Classic

The common view of the changes in MediaWiki style. The changes are listed and compared in a tabular form, and organized and sorted by lines. VisualDiff aids this comparison by color coding as well.

Note: You can switch between the views by clicking on the corresponding tab with your mouse.

Revision as of 10:12, 7 January 2015 (edit)
NathalieKöpf (Talk | contribs)
m
 ← Older edit

Latest revision as of 05:31, 31 July 2015 (edit) (undo)
John Morris (Talk | contribs) [rollback 2 edits]
 (→History)
 [Mark as patrolled]

Visual

WikiText

Classic

(3 intermediate revisions by 2 users not shown)

Line 1:	Line 1:
- 	+ <div style="position: relative; float: right; padding: 0 0 8px 0;">
- <div style="position: relative; float: right; padding: 0 0 8px 0;">	+
[[File:De.png link=Wiki/de]] [[File:En-active.png link=]]	[[File:De.png link=Wiki/de]] [[File:En-active.png link=]]
</div>	</div>
Line 6:	Line 5:

Screenshot: Classic view

Color coding

A change can be “added”, “deleted”, “changed”, or “conflict” content. Due to the nature of wiki articles, “changed” and “conflict” will be very rare. “Changed” will be shown e.g. if a word was linked subsequently. All other changes (although being “changed” as well) are shown as “added” or “deleted”.

Color code for text changes:

- Light blue: additions to the text
- Orange and crossed-out: deletions from the text
- Blue dashed lines: Changes in the structure of the article. This is usually the case when a word has been linked subsequently, or a header has been changed.

Color code for image changes:

- Light blue frame: added picture, or the current format of a changed image
- Red frame: deleted picture, or the former format of a changed image

(View all pending changes)

[unchecked revision]

Revision as of 11:50, 9 May 2014 (edit)

Anne Bonny (Talk | contribs | block)

(Edited by Bookshelf)

← Older edit

[pending revision]

Latest revision as of 10:37, 9 April 2015 (edit) (undo)

Tim Linde (Talk | contribs | block) [rollback 3 edits]

Visual
WikiText
Classic

About the Company

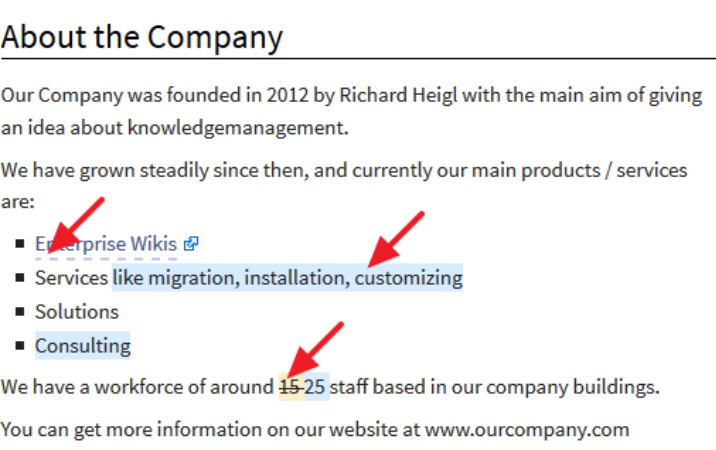

Our Company was founded in 2012 by Richard Heigl with the main aim of giving an idea about knowledgemanagement.

We have grown steadily since then, and currently our main products / services are:

- Enterprise Wikis [↗](#)
- Services like migration, installation, customizing
- Solutions
- Consulting

We have a workforce of around 15-25 staff based in our company buildings.

You can get more information on our website at www.ourcompany.com

Screenshot: Various examples of the color code with VisualDiff

Administration

How can I adapt VisualDiff?

VisualDiff works as is, so no further adaptations are necessary.

Administrators can change the *Html diff engine url* in the admin settings of the wiki.

Which rights are needed to use VisualDiff?

To use **VisualDiff**, the user needs to have reading rights for the respective namespace.

Technical background

The extension **VisualDiff** is based on the HTML-Diff tool DaisyDiff and shall give a quick and visually appealing overview of the changes in revisions of a wiki article. The changes are displayed in a so called Unified-Diff and therefore in a document and not like usual in two columns. The normal link to the diff view of MediaWiki is overwritten by a link to a special page. The article revision (oldid) works as a basis for the comparison. This also defines the changes like "added" and "deleted".

The BlueSpice extension **VisualDiff** is part of [BlueSpice pro](#). It can also be purchased as a single extension in the [BlueSpice Shop](#).