

Archive:Shoutbox

Extension\|: Shoutbox

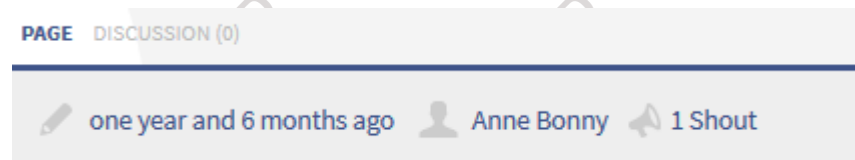
Overview			
Description:	It refers only to one article (the article you see above). If a user commented on an article you will see a shout-symbol in the statebar.		
State:	stable	Dependency:	MediaWiki, BlueSpice
Developer:	HalloWelt	License:	-
Type:	BlueSpice	Category:	-
Edition:	BlueSpiceFree"BlueSpiceFree" is not in the list (BlueSpice pro, BlueSpice free, BlueSpice Farm, BlueSpice Cloud, BlueSpice free (deactivated), BlueSpice pro (deactivated), BlueSpice Farm (deactivated), BlueSpice Cloud (deactivated)) of allowed values for the "BSExtensionInfoEdition" property., BlueSpicePro"BlueSpicePro" is not in the list (BlueSpice pro, BlueSpice free, BlueSpice Farm, BlueSpice Cloud, BlueSpice free (deactivated), BlueSpice pro (deactivated), BlueSpice Farm (deactivated), BlueSpice Cloud (deactivated)) of allowed values for the "BSExtensionInfoEdition" property.		

Features

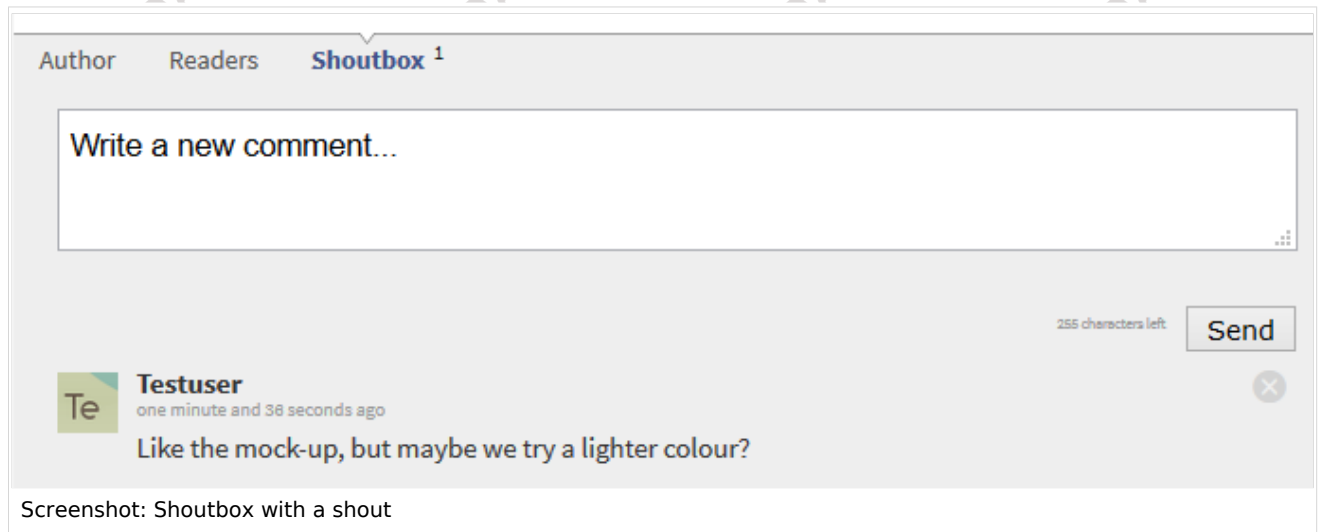
Use the shoutbox to comment on articles. You see them underneath the content area.

Where do I find Shoutbox?

Underneath every article you see a shoutbox. It refers only to one article (the article you see above). If a user commented on an article you will see a shout-symbol in the statebar.



Functions of Shoutbox



Comment

Write your comment or your message in the box. If you click on "shout it!" to post your comment.

- Comments are limited to a maximum length of 255 characters
- A maximum of 20 Shoutbox messages is set in the default settings. To see further comments click on the link underneath the oldest comment.

Delete comments

Click at the cross next to your post to delete it. Confirm or cancel the process.

Information on the comment

If you want to know who posted a comment, have a look at the left side. You will see the author's picture. If you click on the picture you will be redirected to the user's page. Underneath the comment you see when the comment was posted.

- Attention: Shouts can be deleted only with a BlueSpice 1.20 or younger. In older releases deleting shouts is only possible by using the database.
- In BlueSpice 1.20 (or younger) own comments can be deleted (separate or all). This can be changed in [admin preferences](#). Therefore you need the right for *archiveshoutbox*.

Permissions

Everyone who has the right *readshoutbox* can read comments. To post comments is only possible for users with the right *writeshoutbox*. Meaning of permissions:

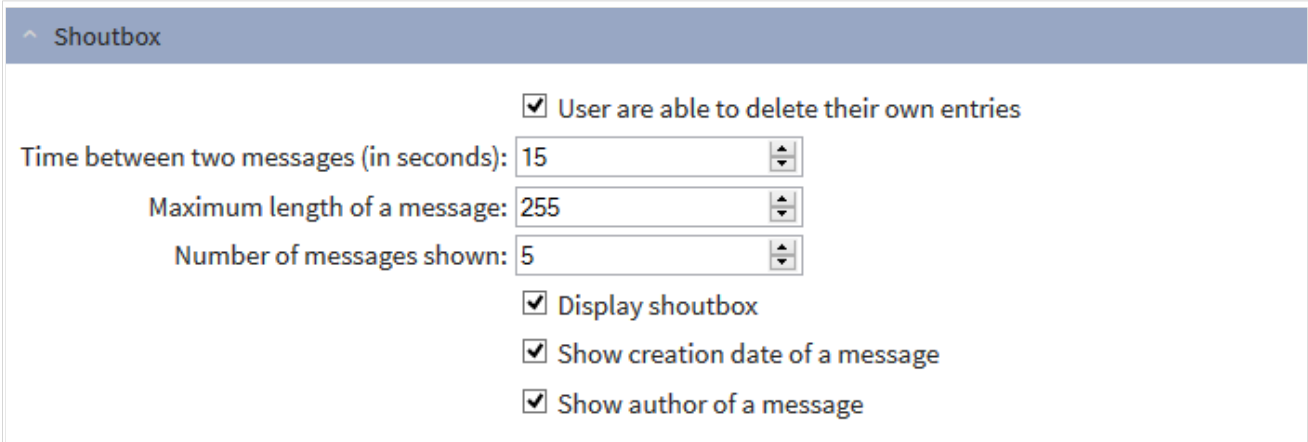
- *readshoutbox*: Reading comments is possible for everyone
- *writeshoutbox*: Only users with this right are allowed to comment
- It's possible to delete only own comments or all (you will need *archiveshoutbox*).

Visibility

- There is no shoutbox on "special pages".
- If you export pages as pdf, comments won't be exported.
- You will see comments only in the "view" mous not during editing an article.
- You will see comments only on article in defined namespaces (defining in preferences)
- Use `__NOSHOUTBOX__` in the wikicode of a page to deactivate the shoutbox for this page

Administration of the Shoutbox

Admins can apply settings for the shoutbox.



The screenshot shows the 'Shoutbox' section of the MediaWiki administration interface. It contains several settings:

- User are able to delete their own entries
- Time between two messages (in seconds): 15
- Maximum length of a message: 255
- Number of messages shown: 5
- Display shoutbox
- Show creation date of a message
- Show author of a message

Screenshot: Admin preferences for the Shoutbox

Tips on working with Shoutbox

If there are two posts from the same IP adress in a very short time (can be defined), then the system will recognize the shouts as spam and the shouts won't appear.