

Reference:BlueSpiceAvatars

Extension: BlueSpiceAvatars

Overview			
Description:	Assigns an automatically generated individual profile picture for every user		
State:	stable	Dependency:	BlueSpice
Developer:	HalloWelt	License:	-
Type:	BlueSpice	Category:	Personalization
Edition:	BlueSpice free, BlueSpice pro		
<a href="#">View help page</a>			

Features

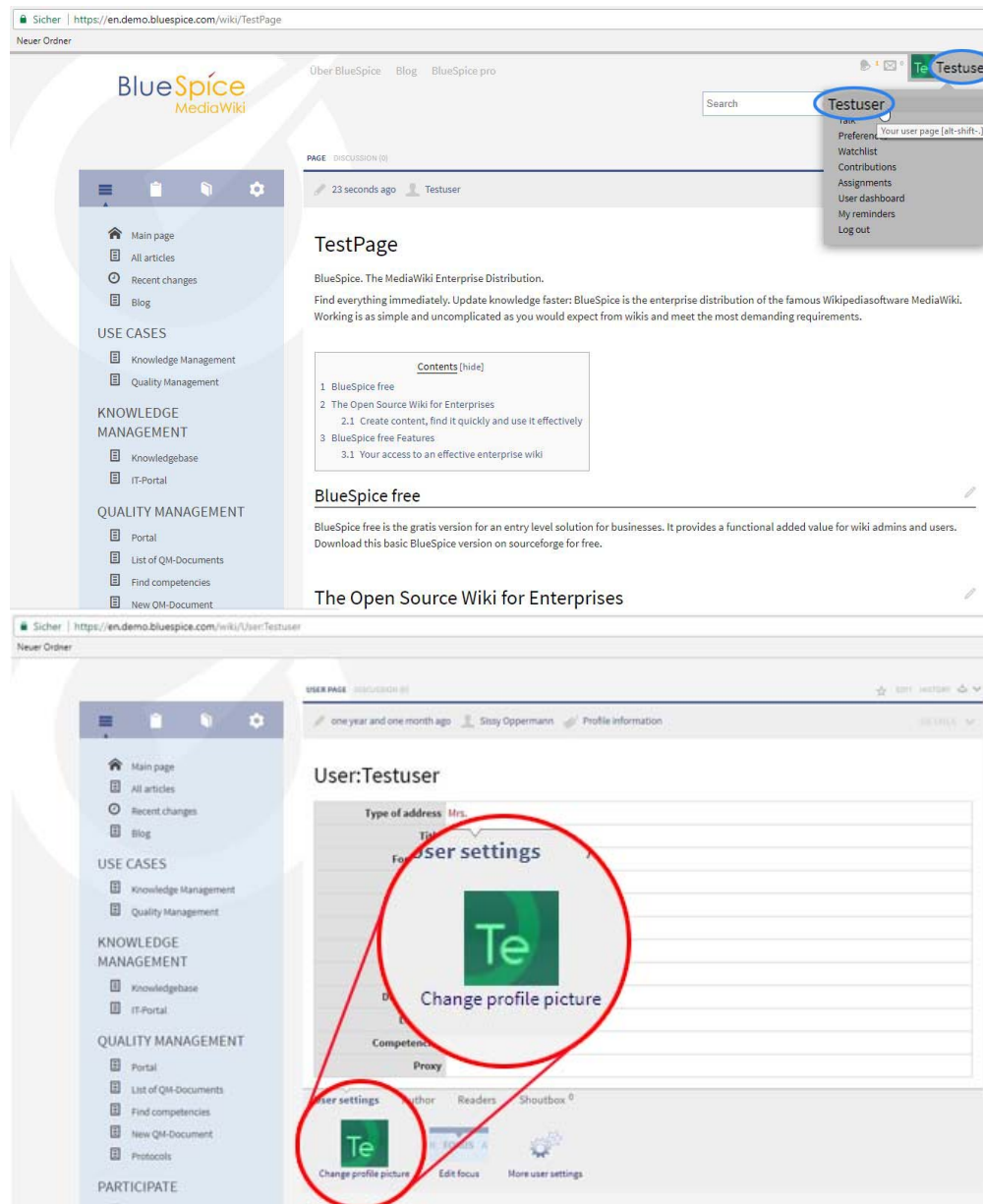
Contents

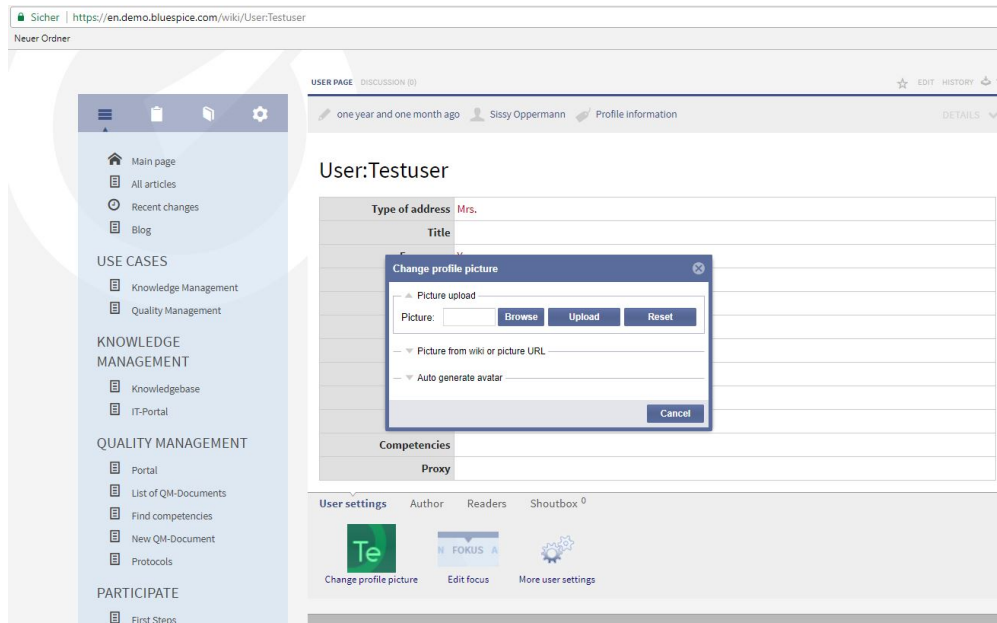
1	Extension: BlueSpiceAvatars	1
1.1	Features	1
1.2	Where do I find Avatars?	2
1.3	Usage / Features	3
1.4	Classic with MediaWiki	4
1.5	Try it!	4

**Avatars** assigns an automatically generated individual profile picture for every user. This prevents that users who did not upload a profile picture to be depicted with the same standard profile picture. This makes it easier to distinguish between the **Authors** below an article.

## Where do I find Avatars?

If you are already registered, just click on the user symbol "My Account" in the upper right corner of the wiki. On the lower part of your user page you will find a button to change your profile picture. Click on it to open a dialogue window.





## Usage / Features

- Avatars can be generated using:
  - InstantAvatar - random, image contains initials of user's name
  - Identicon - not random, represent a visual value of a user's IP address
- Size of an avatar can be adjusted

### Generate an avatar:

You don't have to do anything. The system will generate an avatar automatically when a user is newly created. This picture will be saved as a .jpg file and will be used as profile picture.

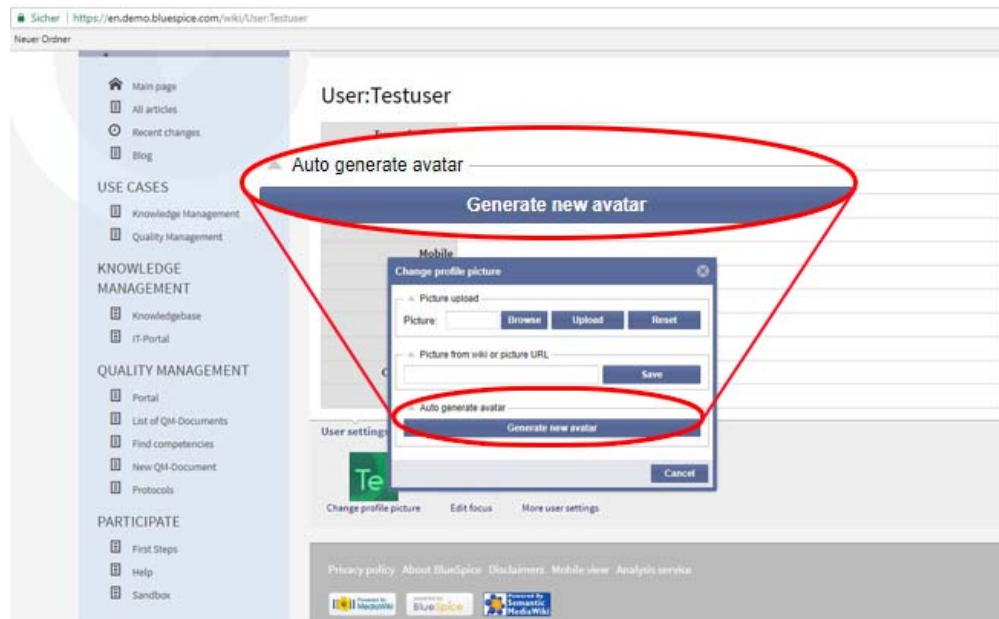
### Change the avatar:

In the dialogue window to change your profile picture you will find the possibility to generate a new avatar. The system will notify you with the status "A new avatar has been created". The dialogue window will then close automatically.

### Delete the avatar and upload your own profile picture:

Click on *Browse* in the dialogue window to choose a picture (.png). Click on upload to use the chosen picture as your avatar.

If you prefer to use an automatically generated avatar later on, just click on the button "Generate new avatar".



**Avatars** is closely connected with the function **Authors**.

## Classic with MediaWiki

---

MediaWiki per se does not offer such a feature.

## Try it!

---

[BlueSpiceDemo](#)