

Archive:RatedComments

Extension\|: RatedComments

Overview			
Description:	Rating system with up to five stars and comment functionality		
State:	stable	Dependency:	BlueSpice
Developer:	HalloWelt	License:	-
Type:		Category:	Communication
Edition:	BlueSpice pro		
View help page			

Features



Summary

With the extension **RatedComments**, users can rate articles and comment their own ratings.

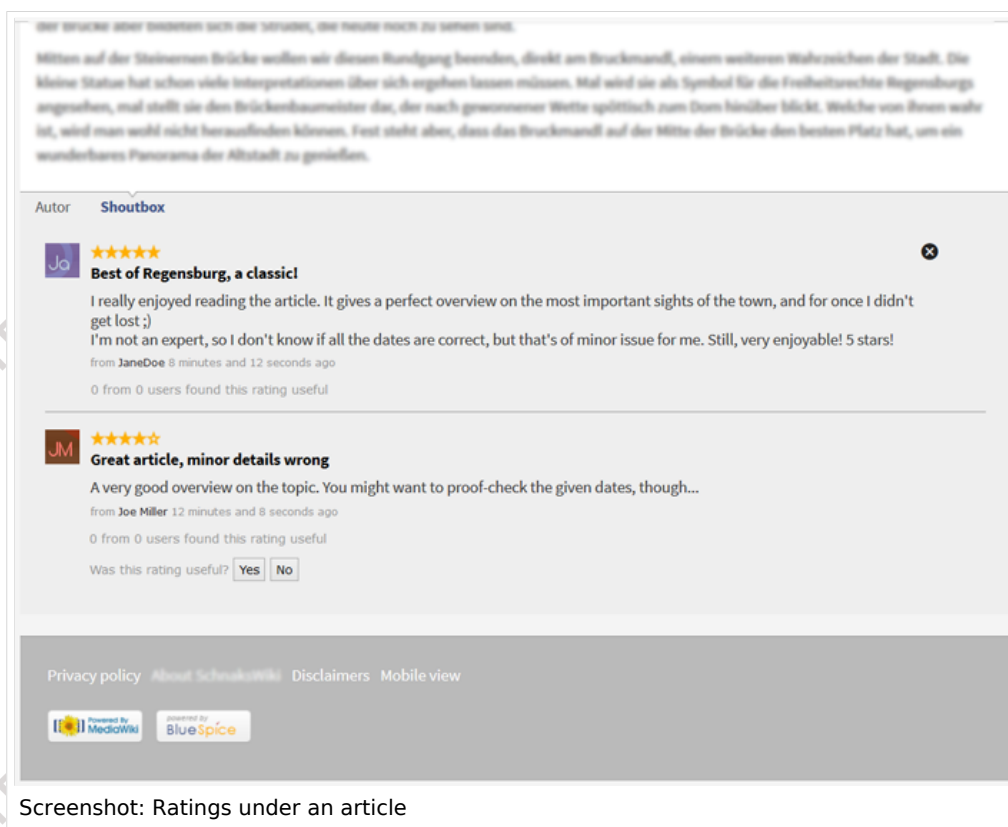
Rate an article with up to 5 stars, like you know e.g. from Amazon. **RatedComments** enables this star-rating and combines it with the Shoutbox of BlueSpice, to enable further assessments. This brings e.g. gamification into your company, because you can reward authors for articles with really good ratings.

At a glance\|: Advantages

- Familiar "star-rating" (similar to e.g. Amazon), easy to use
- Possibility to enhance quality in the wiki by asking users what they think about an article

Where do I find RatedComments?

If **RatedComments** is installed in the wiki, you will find it under every article by clicking on *Shoutbox*. There you have the possibility to rate the article with stars. Furthermore, you can justify your rating in a comment. Other users can then mark your comment as *Helpful* or *Not helpful*.



Screenshot: Ratings under an article

How do I use RatedComments? (Step-by-step)

Step 1: Click on *Shoutbox* at the end of the article you want to rate. This will also show you any other ratings for this article by other users.

Step 2: Click on *Rate this article*.



Screenshot: Here you can rate the article

Step 3: Move your mouse over the stars shown, and choose the amount you want to give. More stars stand for *good*, less stars for *not quite that good*. Click when you have marked the desired amount of stars to fix your rating.

Step 4: write a short comment, so that other users understand the reasons for your rating. Choose a fitting title that summarizes your comment in one sentence (e.g. "Good structure, but missing sources"), and complete your rating with the comment itself.

Author Readers Shoutbox

Rate this article

Your rating
★★★★★

Your comment title
Great article, minor details wrong

Your comment
A very good overview on the topic. You might want to proof-check the given dates, though...

Submit comment

Nothing here yet.

Screenshot: Rate with stars and comment

Step 5: Click on *Submit comment* to finalize your rating.

Please note: every user can rate every article only once, to prevent the falsification of the rating results.

Features of RatedComments

Average rating of an article

Beside the article title, you can see at a glance how many users have rated the article, and what the average star-rating was.

Best of Regensburg ★★★★★ (3)

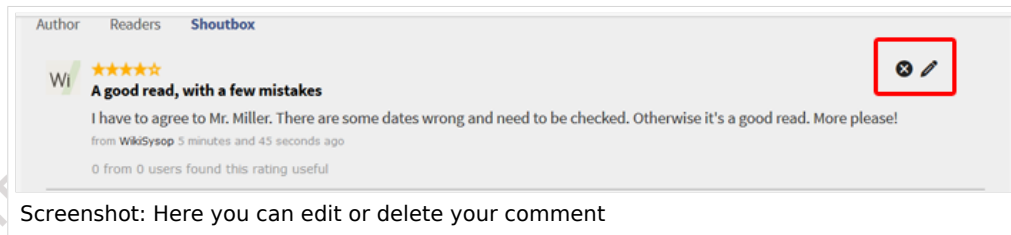
Best of Regensburg - der klassische Spitzengart

Es gibt in jeder Stadt grüne Oasen und Gärten, die man als Besucher genießen haben sollte, die aber leider oft mit unzureichender Pflege und dem damit verbundenen Verschleiß, und oft auch mit unzureichender Pflege, unter Umständen die Natur...

Screenshot: The number and average rating of all ratings for an article

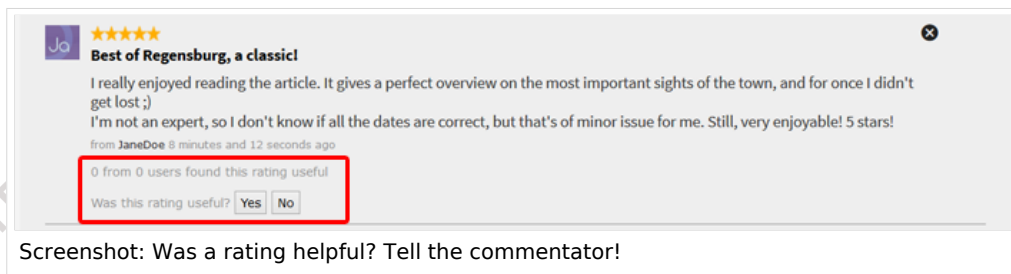
Edit your own comments

If you have the necessary rights, you can always edit or delete your own comments. Just click on the respective button to the right of your comment.



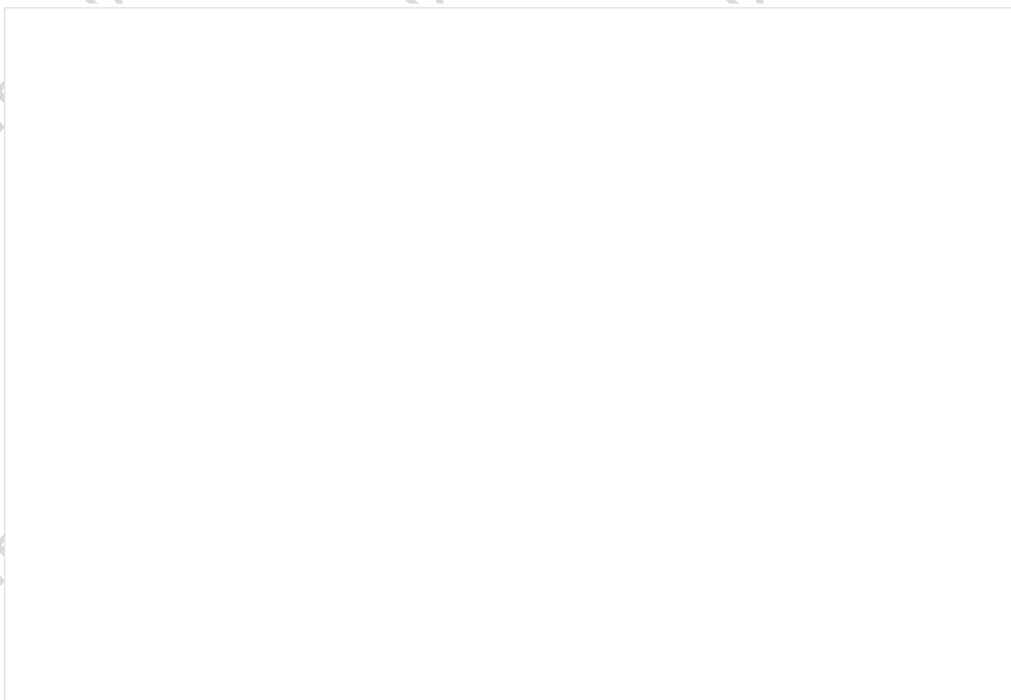
Rate other comments

You can also rate the comments of other users and mark them as helpful. Click on the respective button (*Yes* or *No*) below the comment you want to mark.



Overview of all ratings

On the special page [Special:Ratings](#) you find an overview of all ratings given in the wiki. The list can be sorted upwards or downwards in every column.



Title ↑	Rating	Number of ratings
SmartStore.biz	★★★★★ (5.0)	1
Clients-Guide	★★★★★ (5.0)	1
VLC media player	★★★★★ (5.0)	1
MailChimp	★★★★★ (5.0)	1
GIMP	★★★★☆ (4.5)	2
Picasa	★★★★☆ (4.0)	1
Elgg	★★★★☆ (4.0)	1
Zopim	★★★☆☆ (2.0)	1

Page 1 of 1

Screenshot: All ratings in the wiki at a glance

Administration

How can I adapt RatedComments?

RatedComments works as is, so no further adaptations by the user are necessary. Administrators can adapt **RatedComments** to the needs of their wiki. You can find out more in the section **Necessary settings** below.

Which rights are needed to use RatedComments?

To use **RatedComments**, user have to be authorized to use Shoutbox (readshoutbox, writeshoutbox, archiveshoutbox). The following rights have to be granted additionally to use **RatedComments**:

- *rating-write* to write a comment
- *rating-archive* to delete a comment
- *ratedcommentedit* to delete the comment of another user
- *rating-read* to read comments
- *rating-viewspecialpage* to access the special page

Necessary settings

Activate star-rating As administrator you can activate the star-rating for individual namespaces in the *Rating* tab of the admin settings. There you can also decide where the stars will be shown: beside the article title or in the status bar.

Activate comment function In the admin settings, you can find the tab *Rated comments*. There you can activate the comment function for individual namespaces, and decide on

- **Maximum length of a message**
- **Maximum length of a message title**
- **Number of comments** shown

Technical background

RatedComments uses Shoutbox to add comments to a rating. Therefore Shoutbox will not be available while using **RatedComments**, because it has been converted for this use.

You can assess **RatedComments** for certain namespaces, where **RatedComments** will replace the Shoutbox functionality. For other namespace Shoutbox will then be available as usual.

The BlueSpice extension **RatedComments** is part of [BlueSpice pro](#). It can also be purchased as a single extension in the [Shop](#).