

Reference:BlueSpiceUniversalExport

Extension\ : BlueSpiceUniversalExport

Overview			
Description:	Enables the single page export to PDF		
State:	stable	Dependency:	BlueSpice
Developer:	HalloWelt	License:	-
Type:	BlueSpice	Category:	Export
Edition:	BlueSpice free, BlueSpice pro		
View help page			


Features

BlueSpice has an interface for exporting various types of content into differing data formats.

Technical background

The extension UniversalExport gives you an easy way to export information from the wiki. It checks permissions, collects the parameters and metadata of the entities to be exported, providing the context for the **Export Module**.

Where can I find UniversalExport?

To export a single article as PDF please click on the this symbol  at the top right corner of the content area.

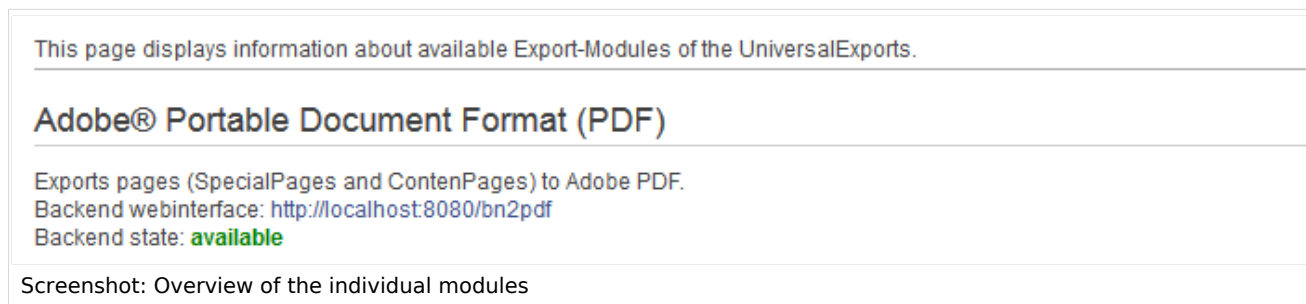
UniversalExport provides also a widget (`UNIVERSALEXPORT`) called "Export" for the **Widgetbar**. This includes links to various export modules. Which modules are displayed depends on the settings of the respective modules and on the permissions of `universalexport-export`. Access to an export module can also be granted and withheld depending on namespaces.



The functionality of UniversalExport

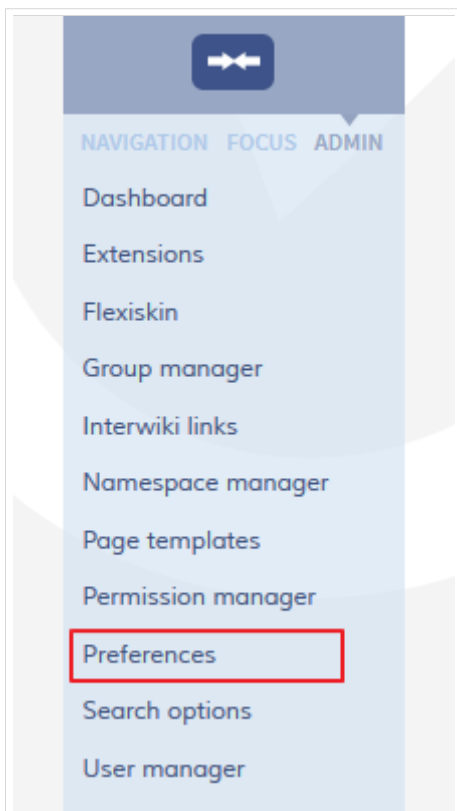
Information on the special page

The export modules installed and their status can be viewed at `Special:UniversalExport`. The information displayed depends on the individual modules.



Settings

UniversalExport and the individual modules can be configured under "WikiAdmin > Preferences".



Screenshot: Open the (Admin) Preferences

Setting	Description
Metadata (standard, JSON format)	The metadata in this field is in the JSON format and is transferred to the export modules as default metadata. It can be automatically overwritten, where necessary, by metadata with the same names that has been determined by the context. Modules embed the metadata in the exported files in different ways.
Metadaten (overriding, JSON format)	The metadata in this field is also in the JSON format. However, this data will overwrite metadata with the same names that has been determined automatically.
Activated for namespaces	This setting allows the activation and deactivation of exporting for particular namespaces. Access to export can, however, also be determined using <code>universalexport-export</code> permissions. Note: For some export modules, this setting has to be done separately.

PDF single page export (UEModulePDF)

Create PDFs

Clicking on "PDF single page" in the UniversalExport widget creates a PDF of the current page. If the extension [Bookshelf](#) is installed, you will also have the chance to include files that are linked to on the page as attachments to the PDF.

Preferences in WikiAdmin

The module can be configured in the section **UniversalExport PDF module** in "WikiAdmin > [Preferences](#)":

Setting	Description
Backend	Depending on the backend of the Java applications server installed, this must be either "PDFServlet" (<code>BShtml2PDF.war</code>) or "PDFWebService" (<code>bn2pdf.war</code>).
Standard template	The templates for the PDF module are stored on the server and are mainly written in HTML and CSS. The "BlueSpice" template is included by default. Where needed, this template can be customised. The settings available in this field depend on the values in "Path to the templates".
Link to "PDF single page"	This setting activates or deactivates the PDF export module for particular namespaces. It corresponds to the UniversalExport setting Activated for namespaces .
PdfService (BN2PDF) URL	The URL of the backend of the Java application server installed needs to be entered here.
Hide namespaces in PDFs	Allows namespace prefixes to be removed from page titles.
Path to the templates	This setting gives you the choice of a standard template for exporting to PDF.

The screenshot shows the configuration interface for the UniversalExport PDF Module. The settings are as follows:

- Backend:** bn2pdf.war
- Standard template:** BlueSpice 1.20
- Link for "PDF single page":** Spezial (Pages)
- Backend URL:** http://localhost:8080/bn2pdf
- Hide namespace prefix in PDF:**
- Path to templates:** bluespice-core/data/PDFTemplates

Screenshot: Settings of UniversalExport and UEModulePDF

PDF font

The font used when exporting in PDFs depends on the template chosen. The template "BlueSpice", available by default, uses the sans serif font DejaVu. The font can be changed and Hallo Welt! Medienwerstatt can do this for you.

PDF/A

Export does not (yet) support PDF/A. PDF/A differs from PDF principally by embedding fonts rather than linking them. UniversalExport already does this. So the technical development towards PDF/A has already started.

DOCX export(charged)

Since 2013 is a DOCX export available. It is based on PHPDocX and you have to [buy a license](#) for each subdomain. (Pro+ or higher). The Docx export is part of the charged package BlueSpice [\[bookmaker\]](#).

Tips for working with UniversalExport

- [Shoutbox](#) comments are not included when a page is exported.

Classical export with MediaWiki

MediaWiki itself only offers the export of content pages in a proprietary XML format. There are, however, extensions which make the creation of ODF, PDF or DocBook files possible.



RELATED TOPICS

- [PDF book of several articles](#)
- [RSS Export](#)
- [Admin Preferences](#)