

Manual:Extension/BlueSpiceAvatars

Contents

1 What is Avatars? 2

2 Where to find Avatars 2

 2.1 Changing your profile image 2

3 Configuration 4

4 Rights (permissions) 4

5 Requirements 4

What is Avatars?

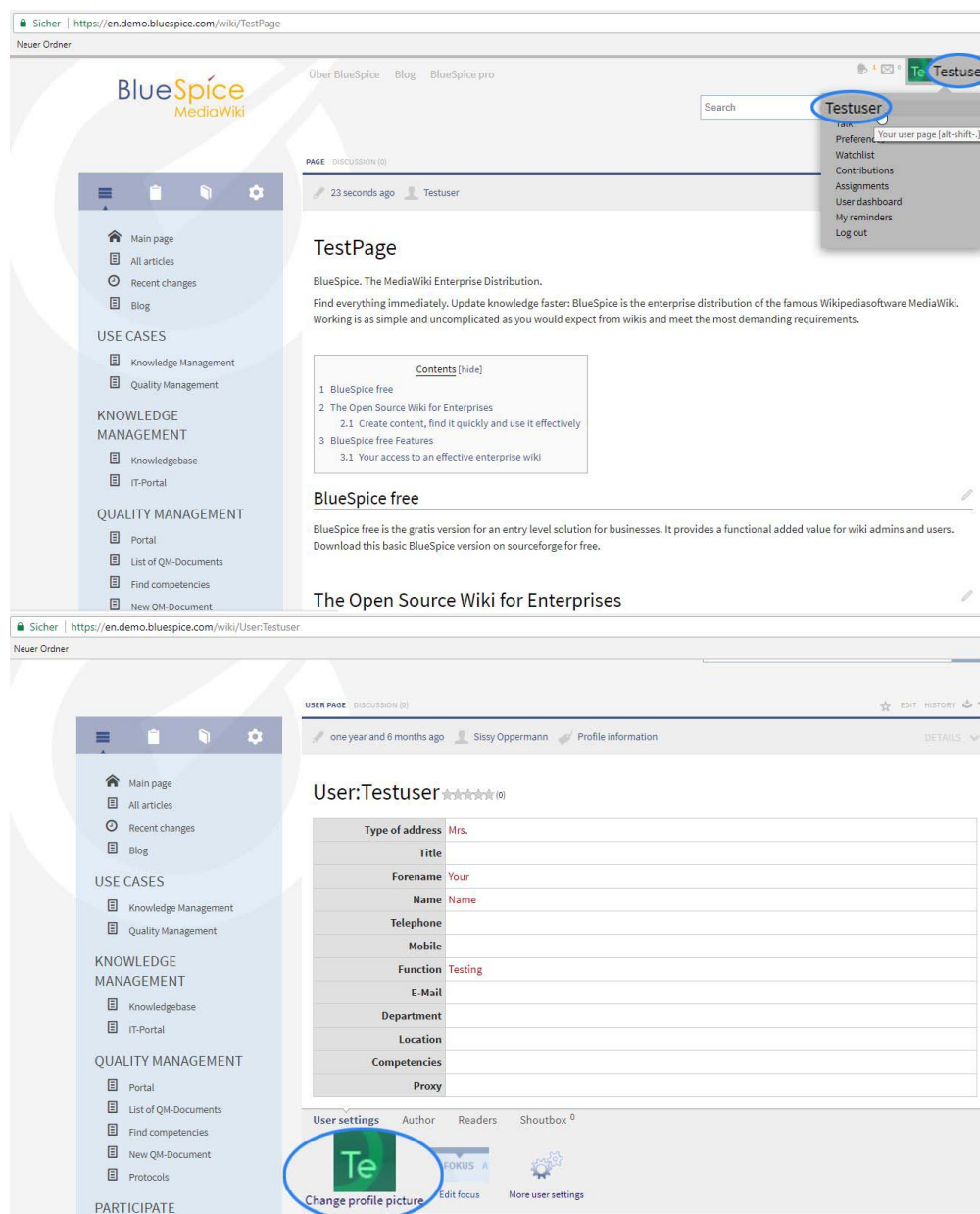
Avatars handles profile images of wiki users. Every user can upload their personal image, or failing that, have automatically generated avatar created.

Where to find Avatars

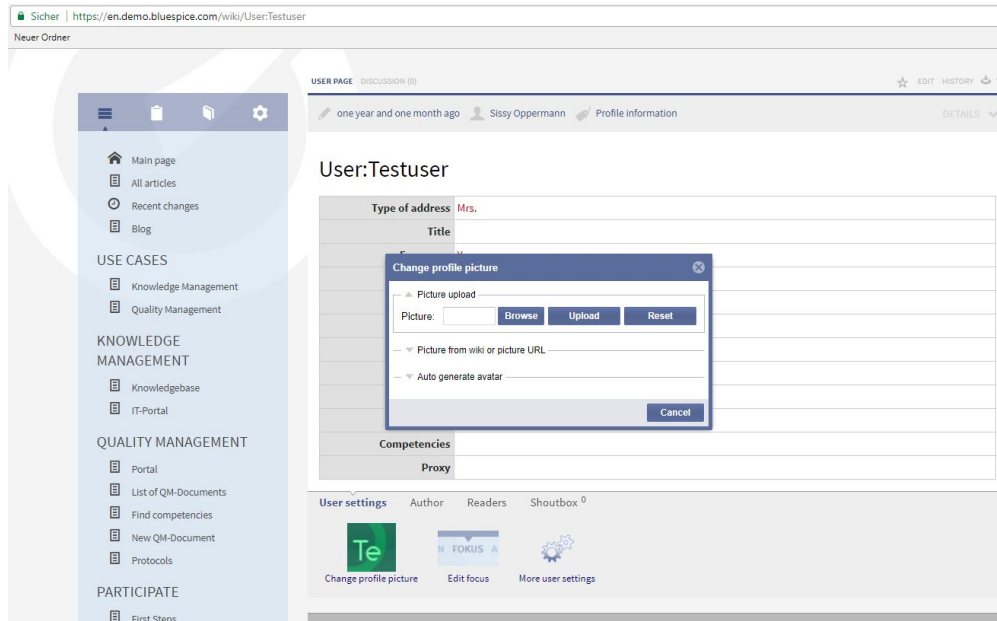
Your profile image will appear throughout the wiki, on the pages you have contributed to, or otherwise was involved with.

Changing your profile image

If you are already registered and logged in, open your user menu in the upper right corner of the wiki and open your user page, by clicking on your username. At the bottom of the page you will find option "Change profile picture"



Upon clicking on this link, dialog will pop up, offering several options for setting profile picture.



Following options are available:

Upload your own profile picture:

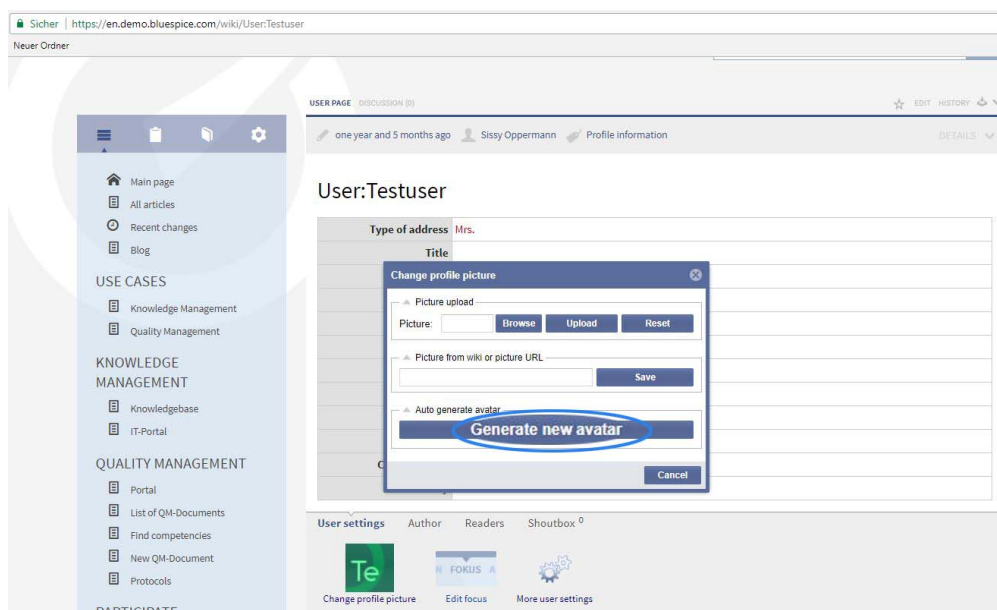
You can select an image from your computer, upload it and set it to your profile. To do this, first click on "Browse" to select the image and then on "Upload" to upload it.

Choose image already existing on the wiki, or from the internet:

Enter the name of the image already uploaded to the wiki, or URL of any publicly accessible image and click "Save"

Generate an avatar:

Click "Generate new avatar" to generate and assign an automatic avatar to your profile. Type of avatar generated depends on the generator selected in the global wiki settings by the administrator.



Configuration

Some aspects of this extension can be configured on [Special:BlueSpicePreferences](#), under section "Avatars". Here wiki administrators can configure:

- Size of profile images displaying throughout the wiki - in pixels
- Generator used to generated automatic avatars
 - InstantAvatar - random, image contains initials of user's name
 - Identicon - not random, represent a visual value of a user's IP address

Rights (permissions)

This extension does not require any special rights. User must have "read" permission in order to change their profile image.

Requirements

Avatars requires BlueSpice Foundation.

Upload must be enabled on the wiki.