

Manual:Extension/BlueSpiceAvatars

Contents

1 What is Avatars?	2
2 Where to find Avatars	2
3 Changing your profile image	2
4 Configuration	4
5 Rights (permissions)	4
6 Requirements	4

What is Avatars?

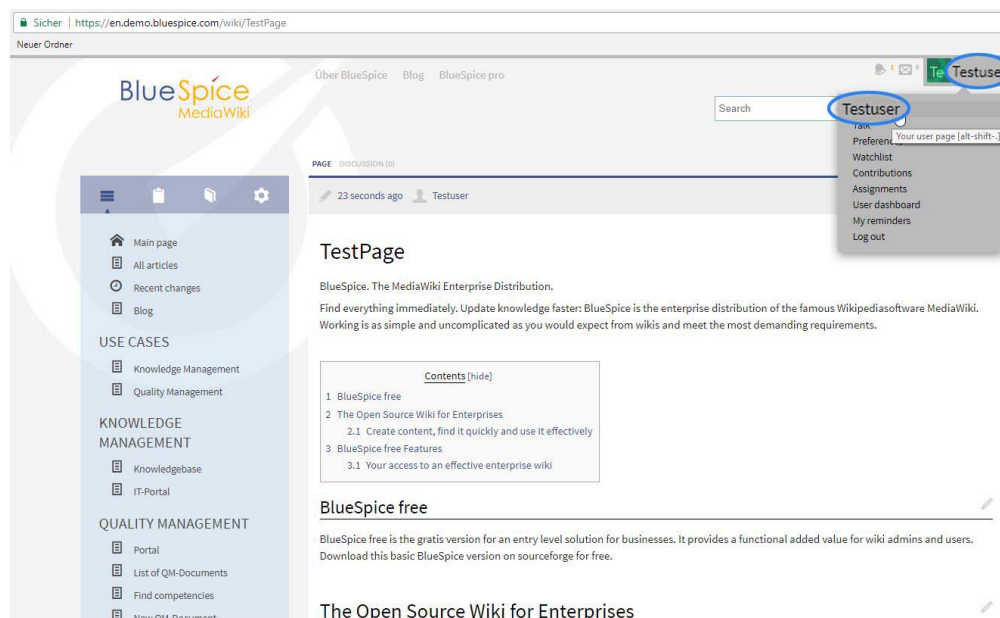
Avatars handles profile images of wiki users. Every user has an automatically generated avatar created or can upload his personal image.

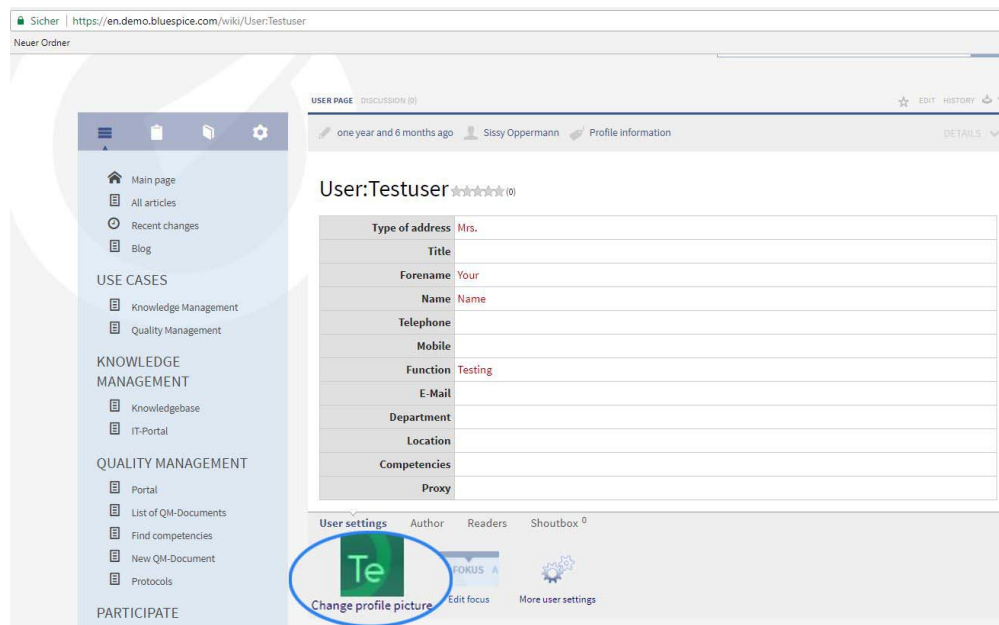
Where to find Avatars

Your profile image will appear throughout the wiki on the pages you have contributed to or have been otherwise involved with. If you have not changed your image so far, the system will show an automatically generated avatar for you.

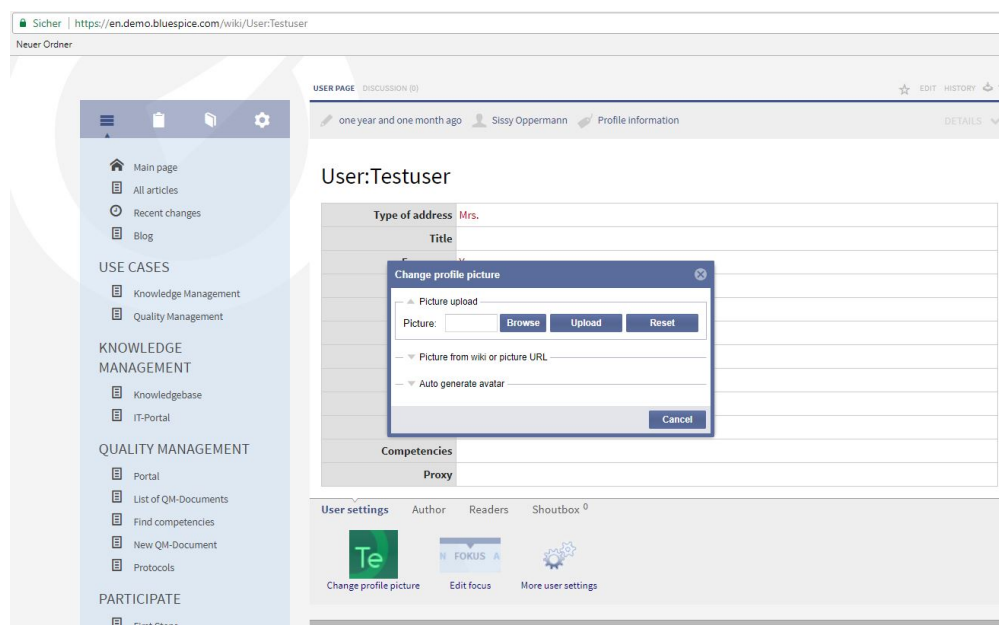
Changing your profile image

If you are already registered and logged in, expand your user menu in the upper right corner of the wiki and open your user page, by clicking on your username. At the bottom of the page you will find the option "Change profile picture"





Upon clicking on this link, a dialog window will pop up, offering several options for setting the profile picture.



Following options are available:

Upload your own profile picture:

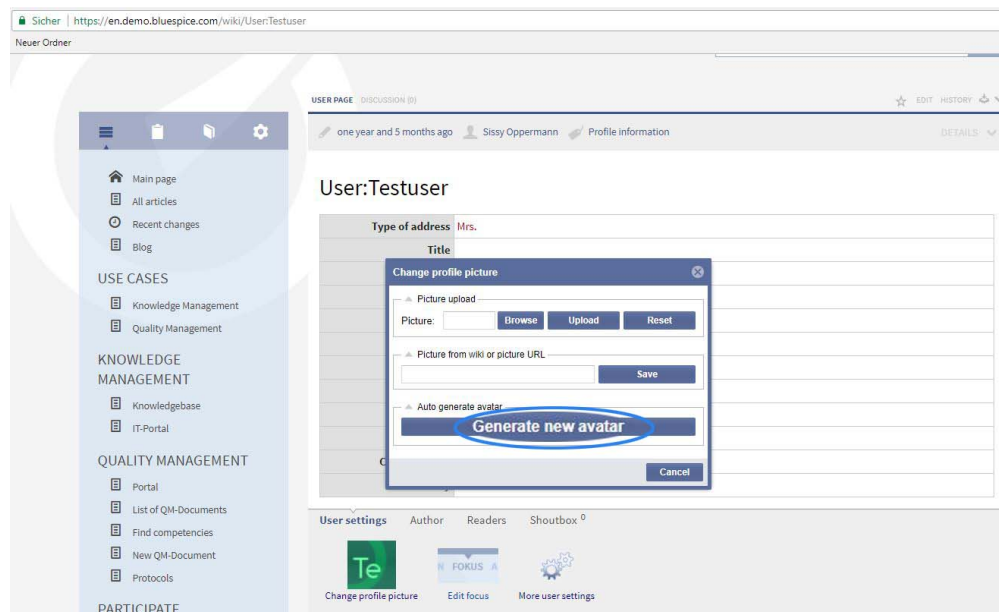
You can select an image from your computer, upload it and set it to your profile. To do this, first click on "Browse" to select the image and then on "Upload" to upload it.

Choose an image already existing on the wiki or from the internet:

Enter the name of the image already uploaded to the wiki or the URL of any publicly accessible image and click "Save".

Generate an avatar:

Click "Generate new avatar" to generate and assign an automatic avatar to your profile. The type of avatar generated depends on the generator selected in the global wiki settings by the administrator.



Configuration

Some aspects of this extension can be configured on [Special:BlueSpicePreferences](#) under section "Avatars". Here wiki administrators can configure:

- Size of profile images displaying throughout the wiki - in pixels
- Generator used to generated automatic avatars
 - InstantAvatar - random, image contains initials of user's name
 - Identicon - not random, represent a visual value of a user's IP address

Rights (permissions)

This extension does not require any special rights. Users must have the "read"-permission in order to change their profile image.

Requirements

- Avatars requires the BlueSpice Foundation.
- Upload must be enabled on the wiki.