

Manual:Extension/BlueSpiceSignHere

Contents

1 What is Signhere? 2

2 How to add Signhere? 2

3 Visibility 3

4 Sorting 3

5 Scaling 3

6 Restrictions 3

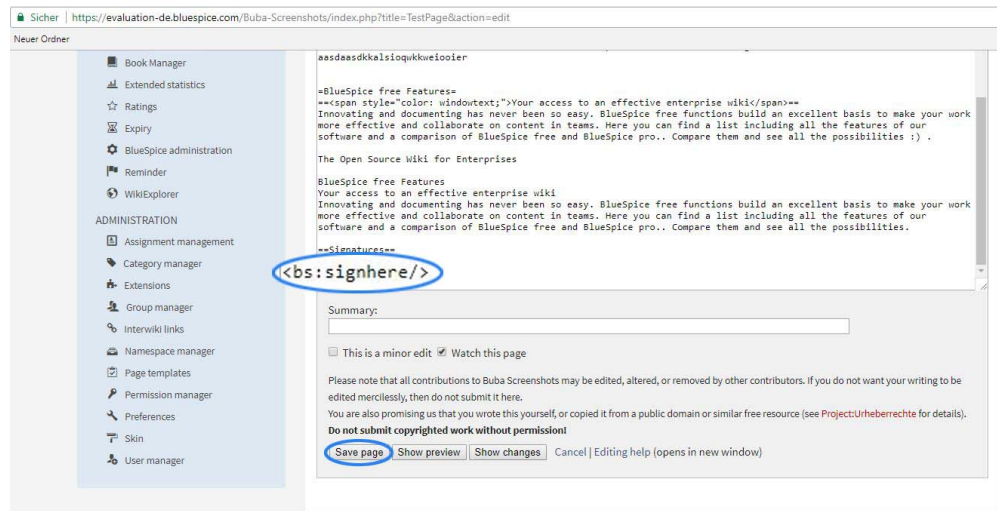
7 See also 3

What is Signhere?

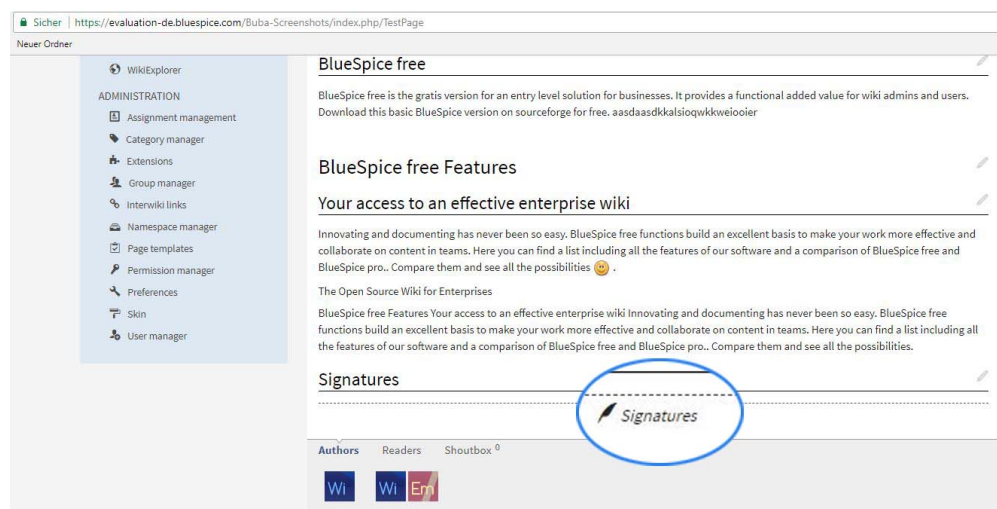
SignHere allows you to quickly sign off a wiki article.

How to add Signhere?

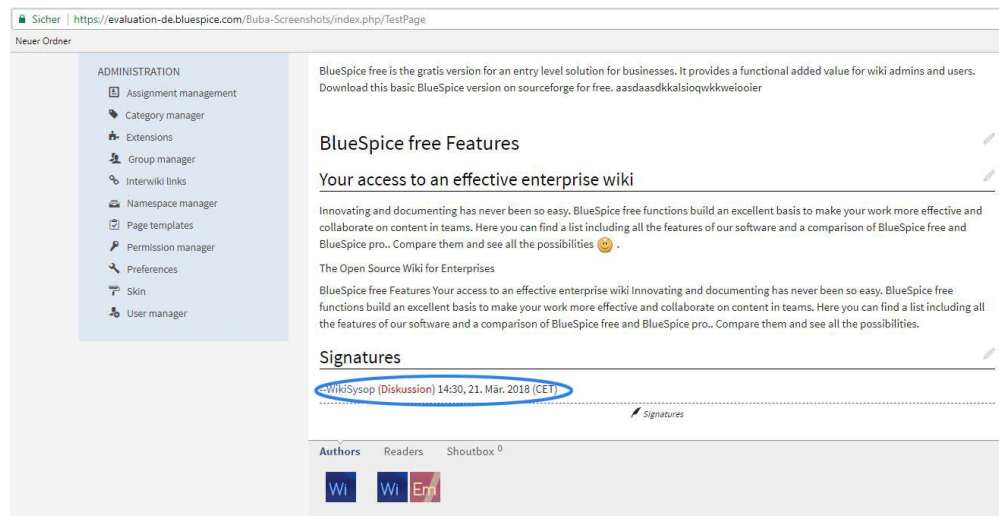
In edit mode, in article add: **<bs:signhere/>** as on the screenshot below, and **save**



When this tag is added to a page, a field to add a signature appears:



When clicked, this field will generate a signature above itself



Visibility

Will be shown in view mode of an Article. Everyone with edit right will be able to sign.

Sorting

Signatures appear in the order they were added.

Scaling

All signatures will always be shown.

Restrictions

Question of forgery was discussed. Reason is that signatures will be added as text, and therefore could be edited by other users. This is not obvious at first glance (while reading). However, every change will be visible in the log. So it can be known for sure, if the signatures have been changed after the fact.

See also

Our [reference page](#).