

Manual:Extension/BookshelfUI

Contents

1 What is BookshelfUI? 2

2 Where to find BookshelfUI? 2

3 Books management 4

4 Book Editor 4

5 Integrated navigation 5

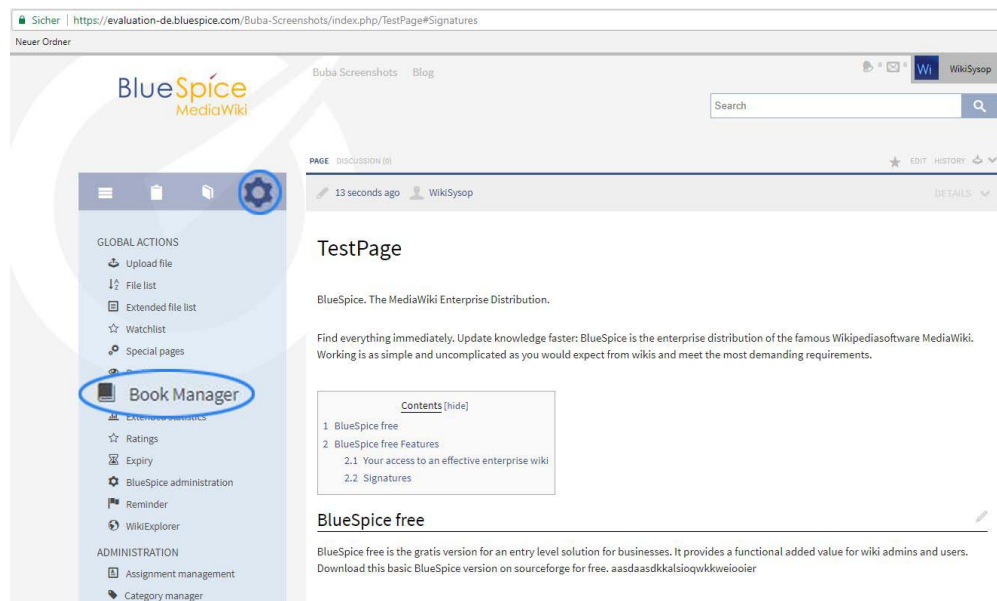
6 See also 5

What is BookshelfUI?

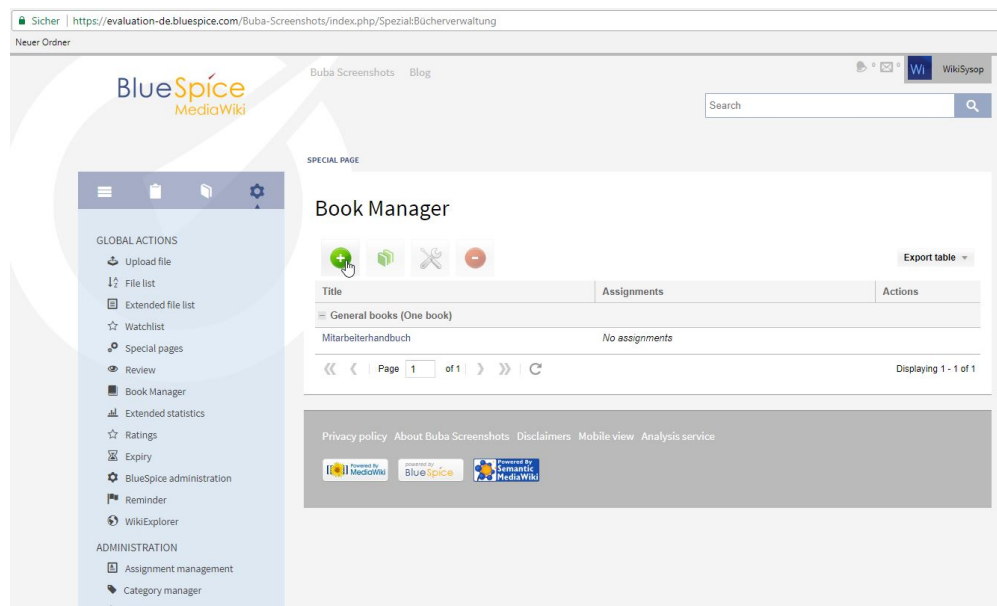
BookshelfUI provides a graphical interface for creating, editing and managing books. It consists of a book editor, a book management and an integrated navigation.

Where to find BookshelfUI?

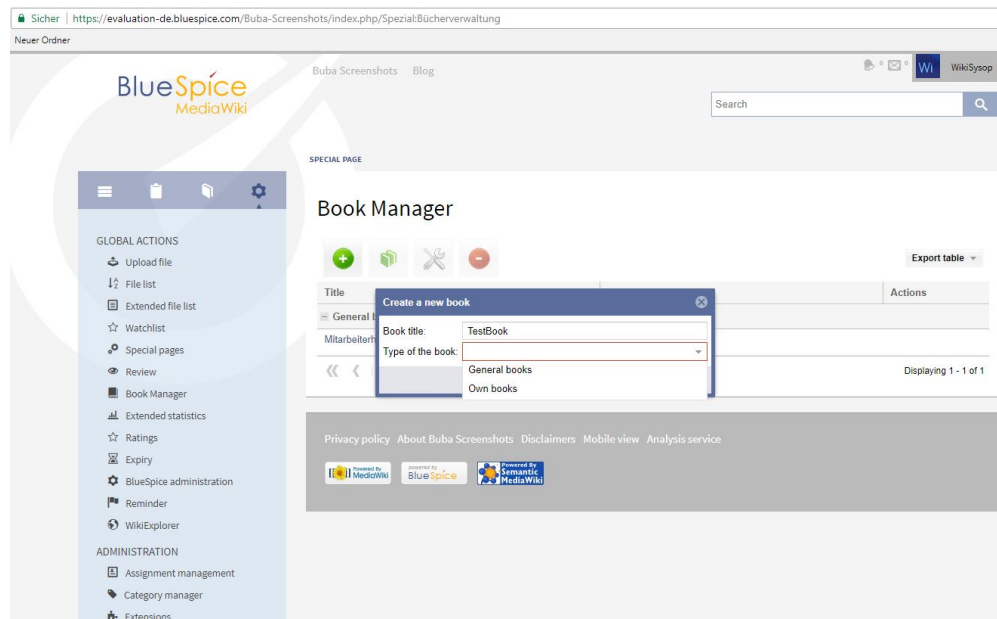
Global actions, BookManager:



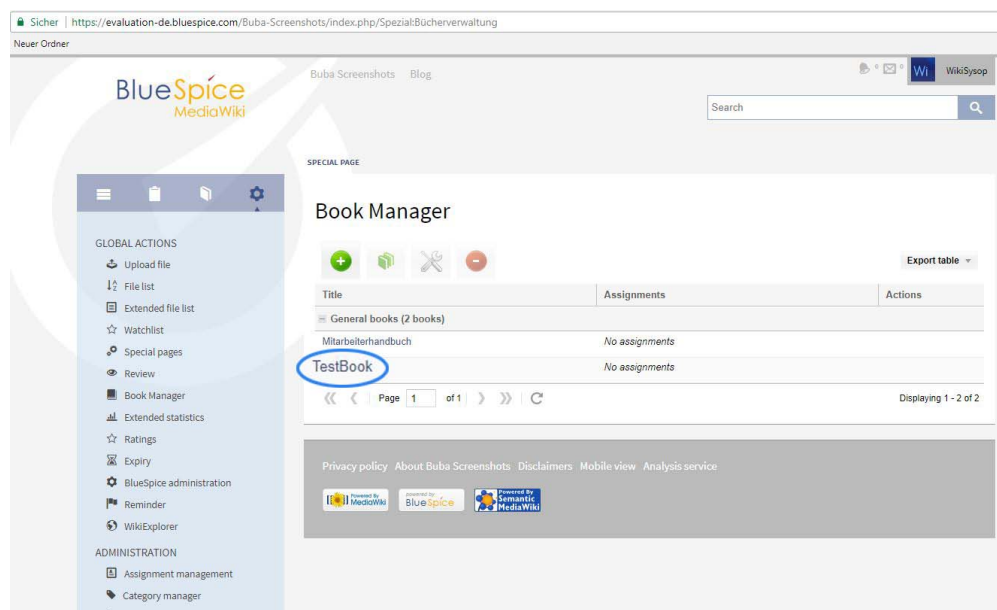
Add:



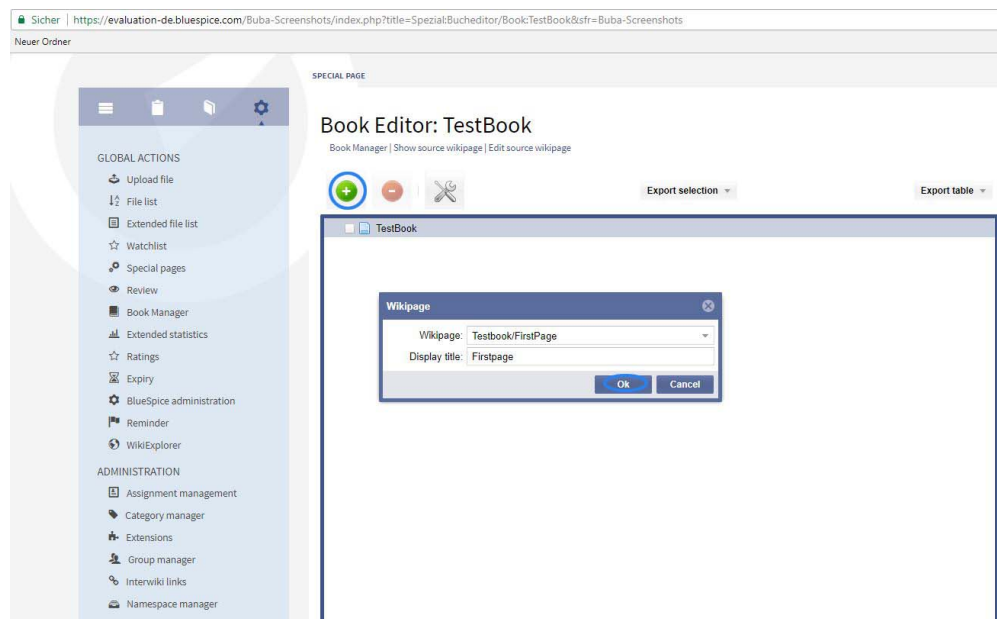
Add title of the book:



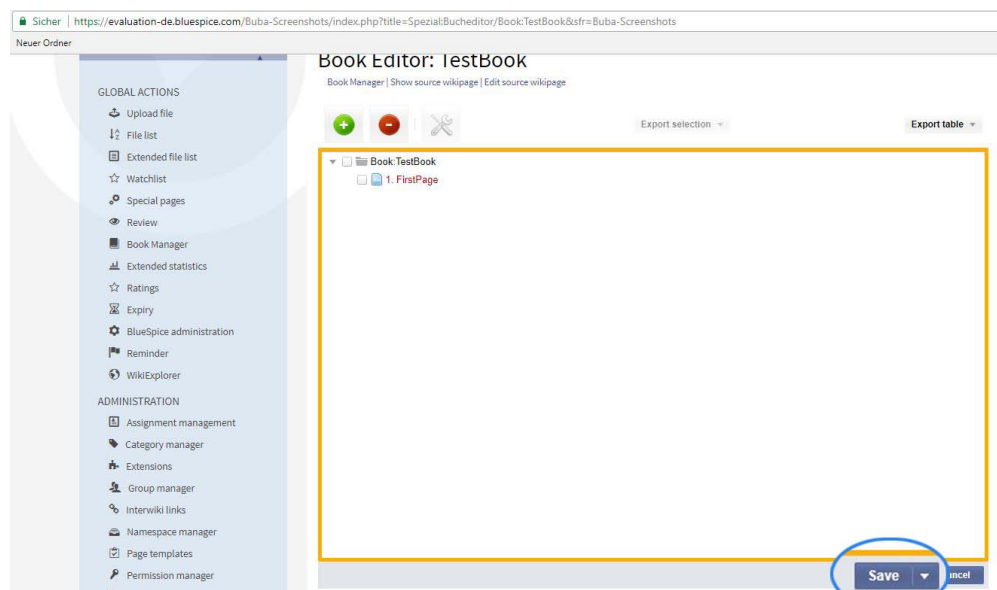
Book is created:



To create page or article in the book, click **Add** and specified the title:



All changes will only become active after clicking on the "Save" button.



Books management

- In the book management books can be created, copied and deleted.
- When creating a title must be specified.
- The already existing books are displayed in a list.

Book Editor

- The book editor displays the contents of a book in a hierarchical folder structure.
- Book chapters are added in the form of wiki articles. A selection dialog opens for this purpose.
- Book chapters can be renamed.

- Book chapters can be dragged into the desired order by Drag'n'Drop.
- Book chapters can be deleted via an icon. It is not the article itself deleted, but only taken from the book.
- Metadata can be inserted via a dialog.
- All changes will only become active after clicking on the "Save" button.
- When saving, the bookshelf tags in the articles are copied (if desired).
- It is possible to mark individual chapters for export.
- If the user clicks on "Export selection", he receives a document in the selected format. At least one export extension must be activated for this.

Integrated navigation

- The navigation is a separate tab in the sidebar.
- It consists of two areas
 - Available Books shows a list of all the books stored in the system
 - Chapter shows the chapter navigation of the currently selected book.
- The two areas are represented by an accordion grid. This also means that only one area is open at a time.
- The ad will be preserved the same way the user selected it when the page was changed.

See also

Our [reference page](#).