

Reference:BlueSpicePageAssignments

Extension: BlueSpicePageAssignments

Overview			
Description:	assigns individual users or whole groups to pages, e.g. as responsible editors.		
State:	stable	Dependency:	BlueSpice
Developer:	HalloWelt	License:	-
Type:	BlueSpice	Category:	Quality Assurance
Edition:	BlueSpice free, BlueSpice pro		
View help page			

Features

Contents

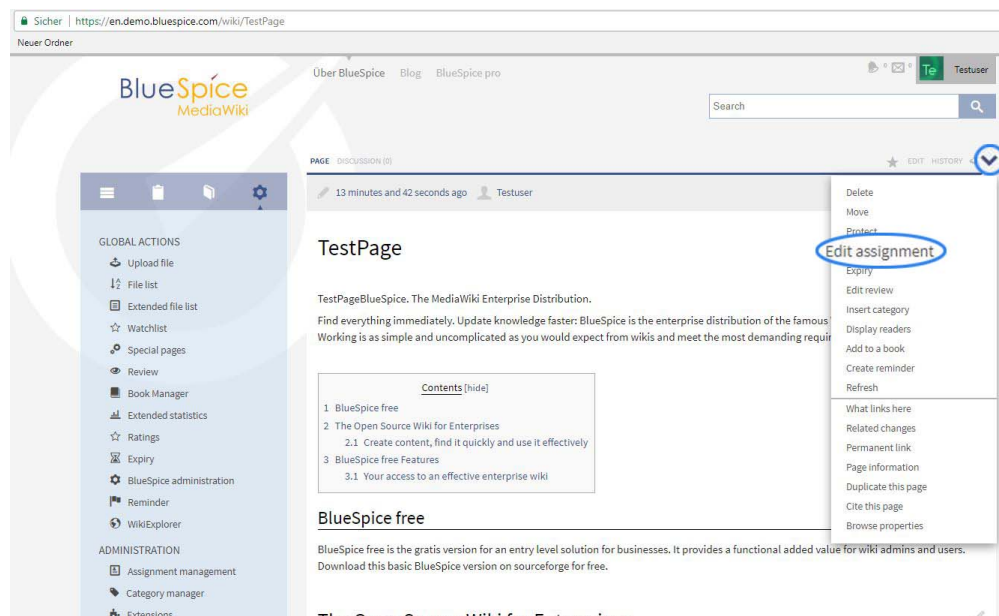
1	Extension: BlueSpicePageAssignments	1
1.1	Features	1
1.2	What is PageAssignments?	2
1.3	How can a user or group become assigned to an article?	2
1.4	How to find articles for which you are assigned for?	3
1.5	Setting permissions for assigned users	4
1.6	Summary	7

What is PageAssignments?

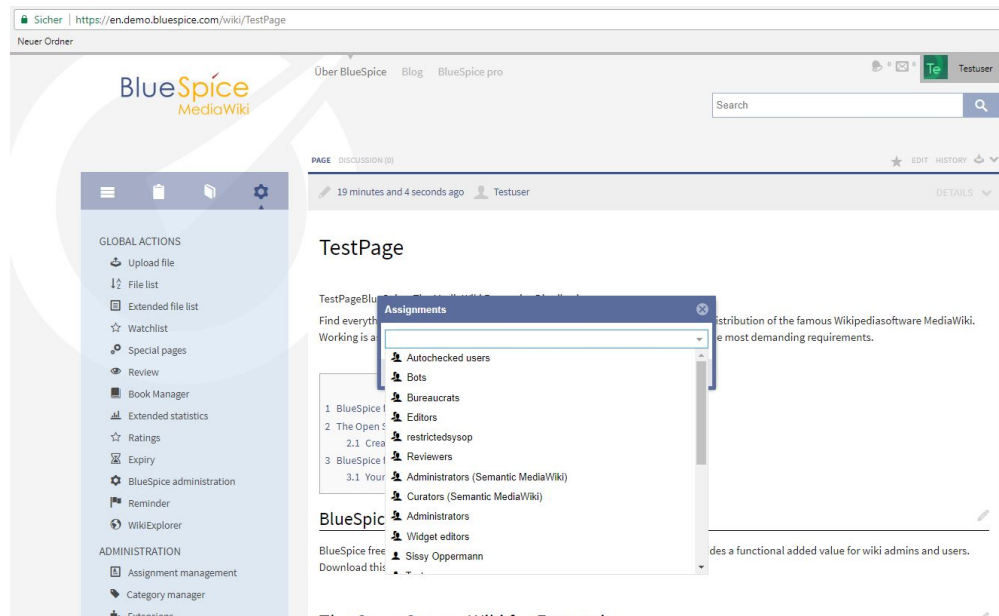
- The extension PageAssignments allows you to assign responsible editors to an articles.
- An article can be assigned one single user, multiple users or even an entire group.
- The responsible editor(s) for the particular article can be viewed in the status bar of an article.
- The user assigned to the article can transfer the responsibility to another user.
- Users / groups are informed about all changes to the site and receive special permissions.
- A special page on the wiki (Special:PageAssignments) shows a list of all the articles that you are responsible for.

How can a user or group become assigned to an article?

In the right corner, as on image below, you will find the "MORE" menu, in the "MORE" menu, you will find "Edit Assignment"



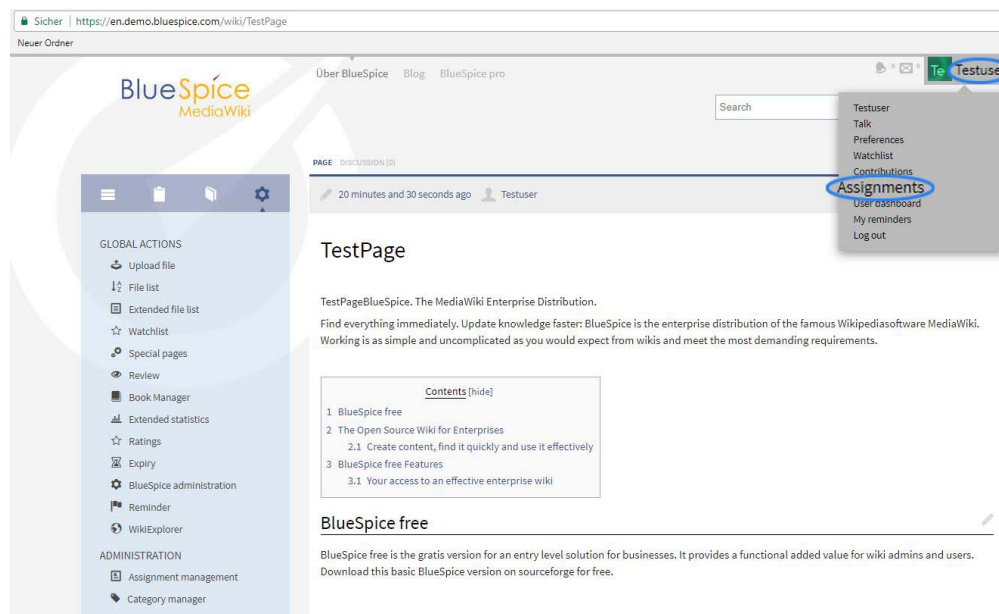
In there you will find a list of users. You can chose wich user you will assign to this article, as on image below:



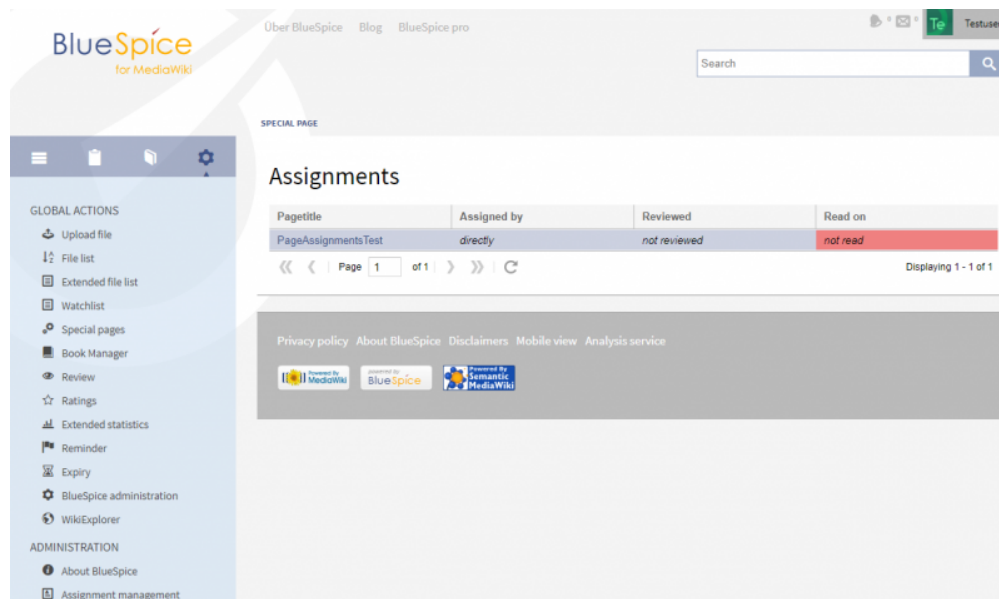
How to find articles for which you are assigned for?

Assignments for the current user can be viewed on a special page (Special:PageAssignments)

On the next images you can see where you can find on which articles you are assigned. Go to the upper right corner, click on your name, and choose "assignments".

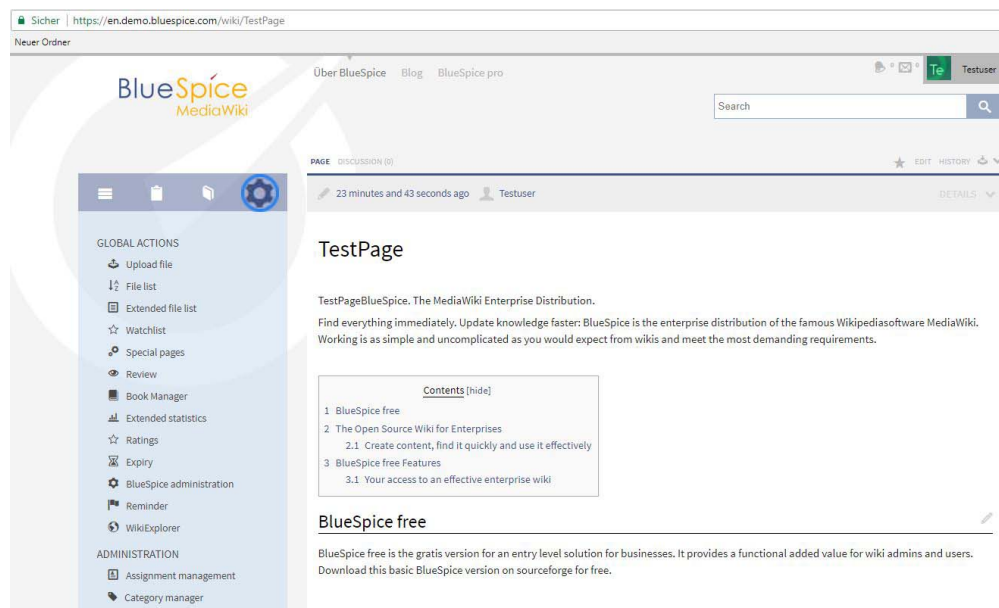


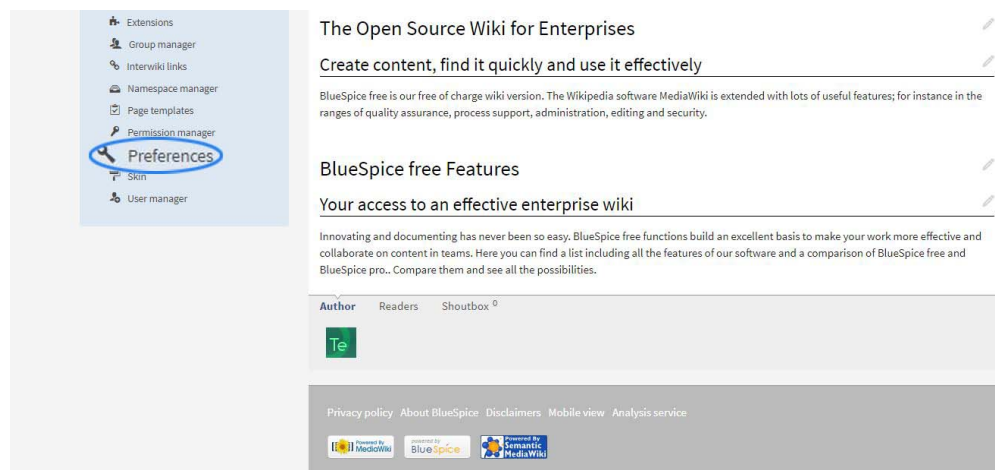
You will see all assigned articles, as on this image below.



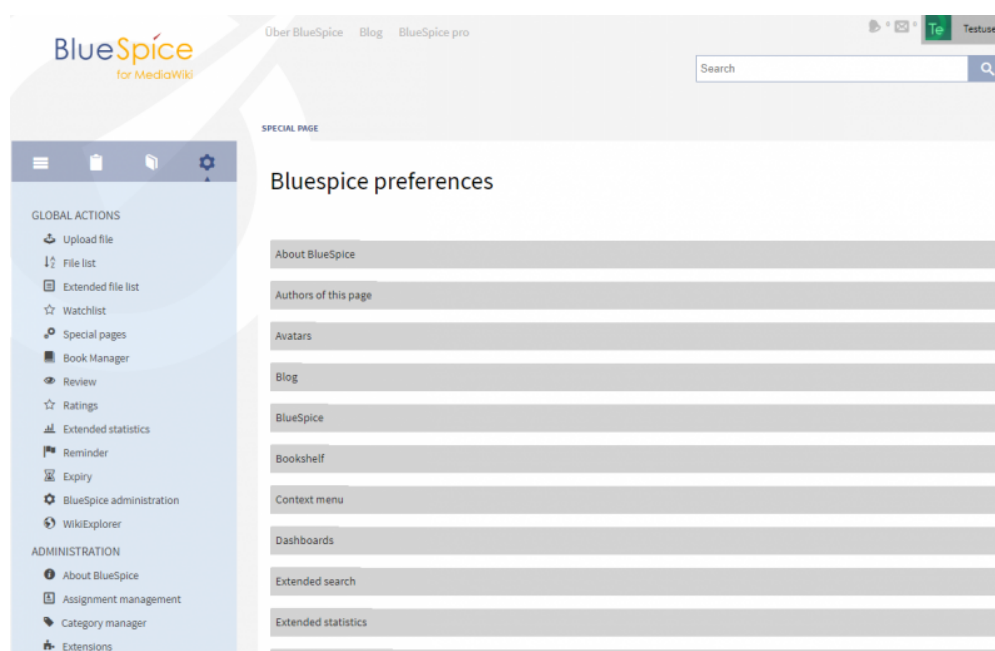
Setting permissions for assigned users

Go to "GlobalActions" and go "Preferences" (Admin rights necessary)

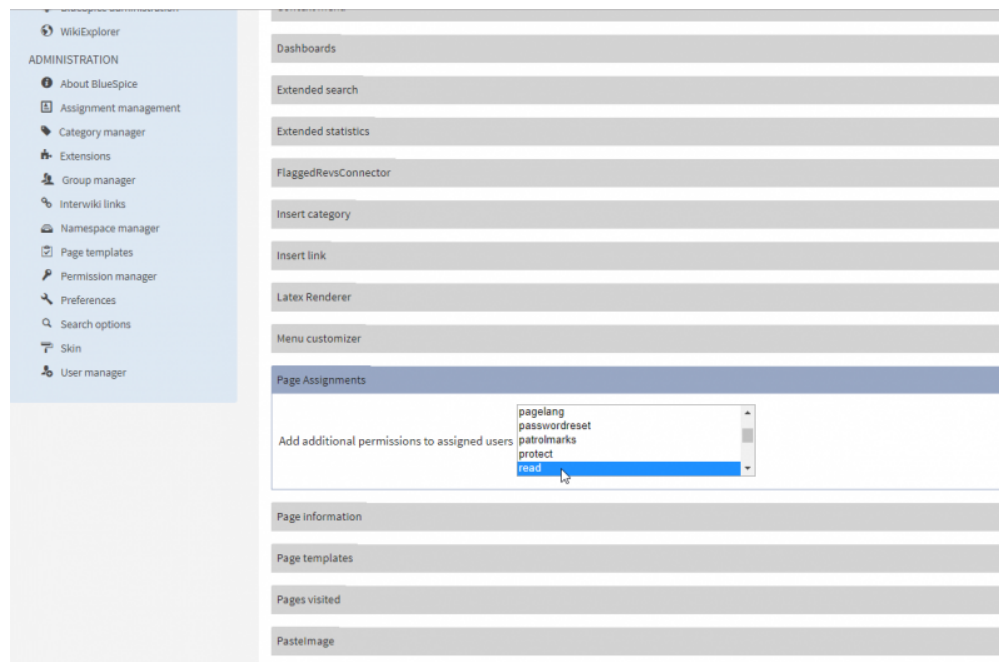




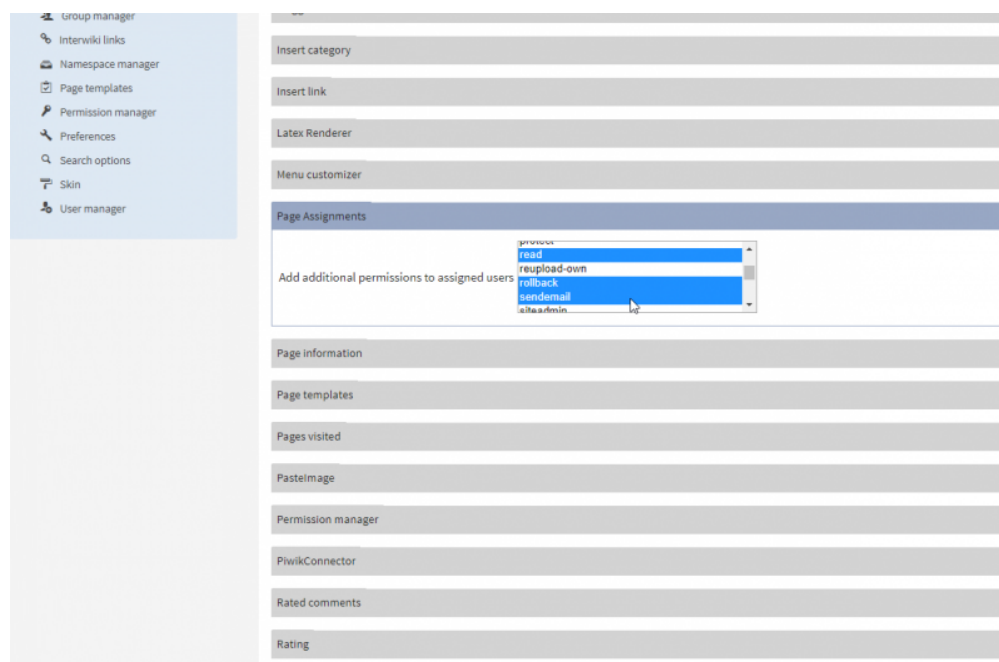
Click on "Preferences" and you should get:



Look for "PageAssignments":



Here is a combo box with all available settings. You can select here any number of permissions. Click on the permissions you want while holding down CTRL key.



Every user that is assigned to a page will get those permissions in addition to the ones they already have, meaning that these permissions set here are granted to all users that are responsible for one or more articles.

Summary

- Articles can be assigned to single or multiple users or groups.
- These users / groups are informed about all changes to the site.
- On each article, it is clearly shown who is responsible for the examination of the content.
- A special page provides an overview of all assignments.
- Additional permissions to users may be granted.

special page on the wiki (Special:PageAssignments) shows a list of all the articles that you are responsible for.