

## Contents

|  |
|--|
|  |
|--|

## Extension/ExportTables

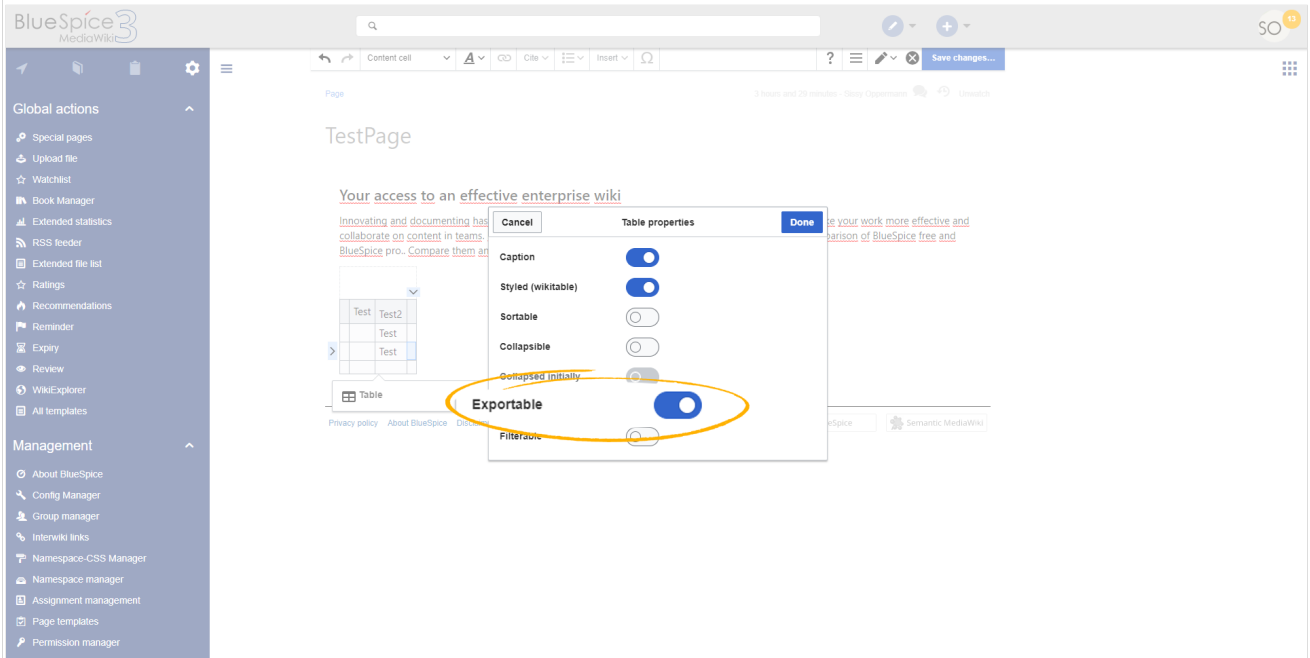
**ExportTables** allows exporting tables and grids on wiki pages to Excel formats.

### Contents

|     |                                 |   |
|-----|---------------------------------|---|
| 1   | How to export a table .....     | 3 |
| 1.1 | In VisualEditor .....           | 3 |
| 1.2 | In Wikitext .....               | 4 |
| 2   | Formats .....                   | 4 |
| 3   | Exporting data from grids ..... | 5 |
| 4   | Related info .....              | 6 |

## How to export a table

Any regular table that is insert on a page can be exported. Before table export is possible, the table must be configured to support exporting.



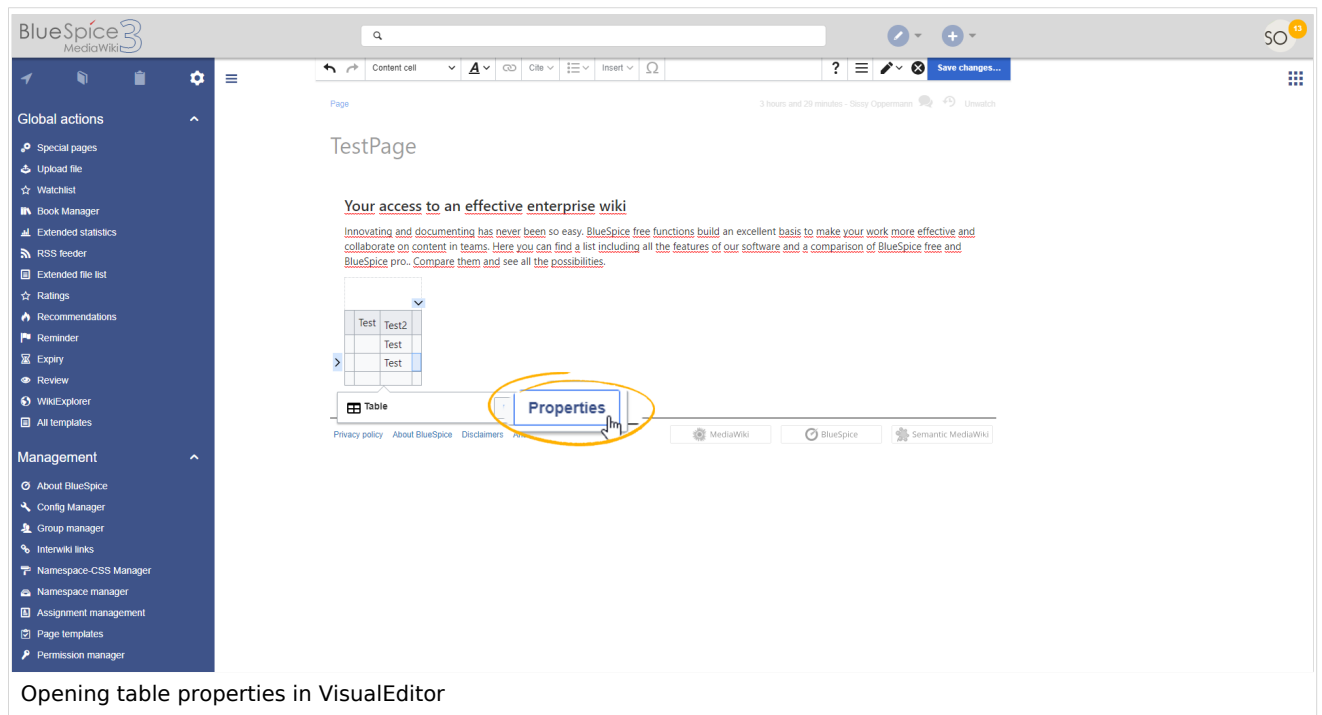
The screenshot shows the BlueSpice 3 MediaWiki interface. A table with three rows and two columns is visible on the page. The table properties dialog box is open, showing the following options:

- Caption:
- Styled (wikitable):
- Sortable:
- Collapsible:
- Compressed initially:
- Exportable:  (highlighted with a yellow circle)
- Filterable:

Below the dialog box, the text "Making a table exportable" is displayed.

## In VisualEditor

While editing a page in VisualEditor, click on the table and select *Properties*. In the dialog that is opened, activate the option *Exportable*.



Opening table properties in VisualEditor

## In Wikitext

A table can be set to be exportable in wikitext as well. Add the classes "bs-exportable" and "exportable" to the table's "class" argument.

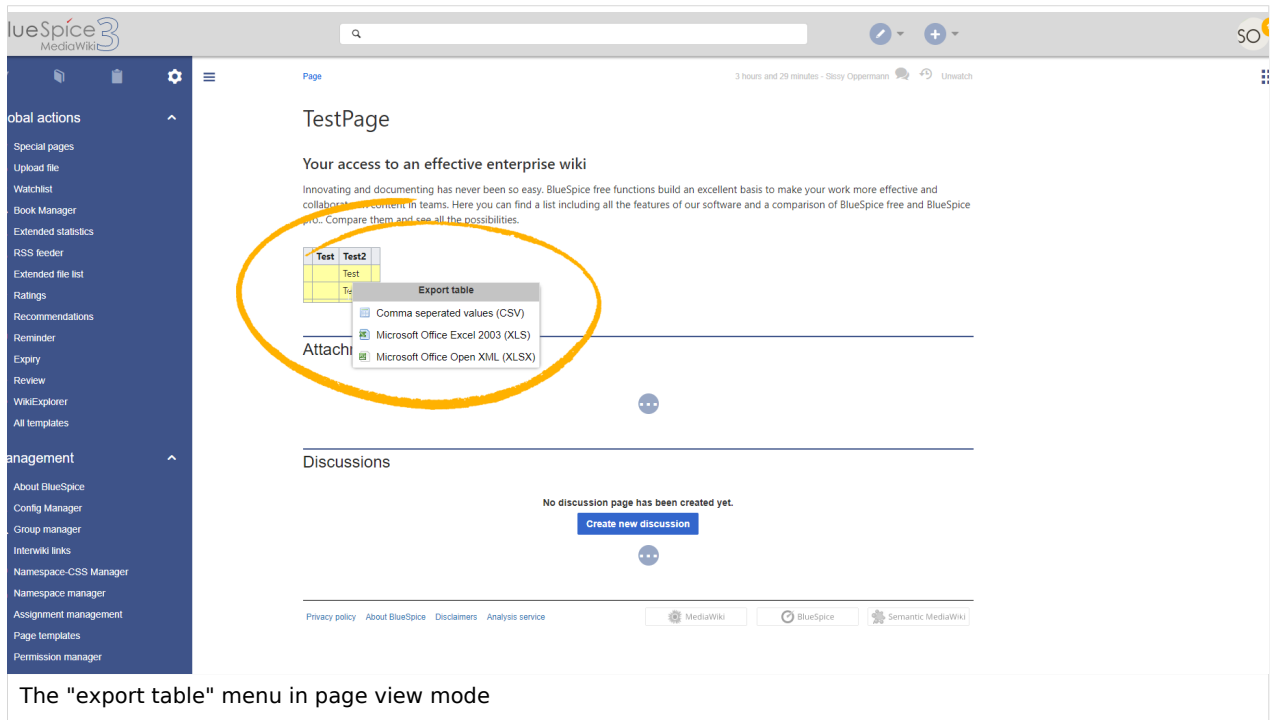
```
{| class="wikitable bs-exportable exportable"  
|+...
```

After saving the page, all users viewing the page can export the table by right-clicking on the table and selecting an export format.

## Formats

Formats that are offered for exporting a page are:

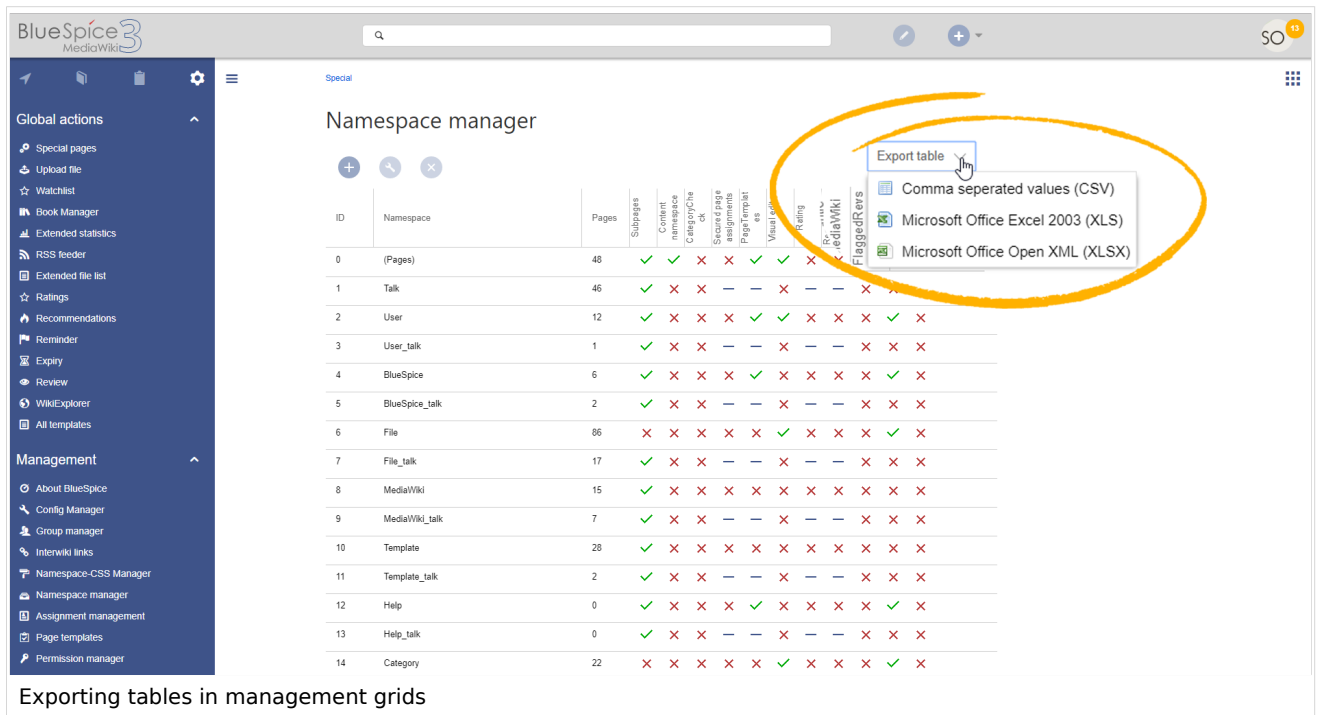
- CSV - Comma separated values
- XLS - Microsoft Office Excel 2003
- XLSX - Microsoft Office Excel



The "export table" menu in page view mode

## Exporting data from grids

In addition to exporting the tables on pages, most of BlueSpice managers and other extensions that display tabular data also allow exporting of data. Exporting such data is done over the "Export table" menu in right top corner of the managers like the [Namespace manager](#).



Exporting tables in management grids

## Related info

---

- [Reference:BlueSpiceExportTables](#)