

Contents

1. Manual:BlueSpice Layout/Footer	2
2. Manual:BlueSpice Layout	5
3. Permissions	10

Manual:BlueSpice Layout/Footer

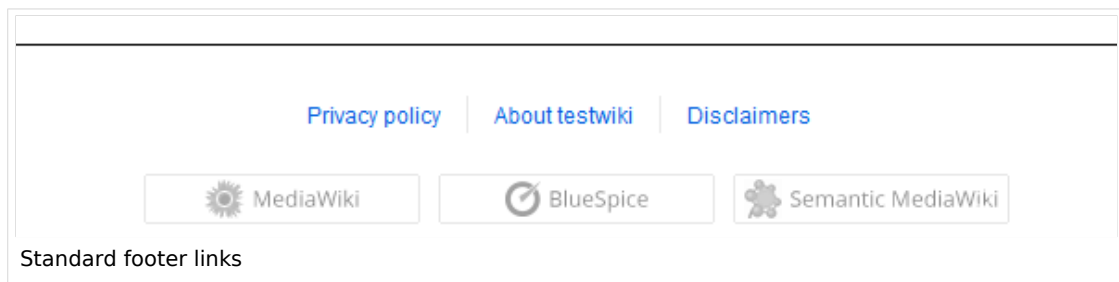
A [quality version](#) of this page, [approved](#) on *19 March 2021*, was based off this revision.

The footer contains the links to important info pages in the wiki. Since these pages provide legal information to users, they are accessible from any wiki page.

Contents

1 Creating the linked target pages	3
2 Changing the standard links	3
3 Standard configurations	3
4 Linking external target pages	4
5 Adding more links	5
6 Related info	5

Creating the linked target pages



In a newly installed wiki, the content for the links in the footer must first be created. By default, all users with editing rights can click on a link in the footer to create the corresponding page. The associated page is automatically created in the *Project* namespace. If editing should be restricted to a certain user group, the [permissions](#) for the *Project* namespace can be set accordingly.

Changing the standard links

The wiki has 3 standard links that are managed in the user interface.: *Privacy policy*, *About (sitename)* und *Disclaimers*.

Example: *About (sitename)*

In the following example, we change the link text *About (sitename)* to *Legal information*. In addition, we link to the new target page *Legal:Terms*.

1. Change the link text from *About (sitename)* to *Legal information*:
2. Open the page *MediaWiki:Aboutsite*.
 1. Add the text *Legal information* to the empty page. If you later want to switch back to the standard label, you can remove the custom text at that time.
3. To link the *Legal information* to a page that is different from the standard page *MediaWiki:Privacypage*:
 1. Open the page *Project:Impressum*.
 2. Redirect the page *Project:Impressum* to your custom page, e.g. *Legal:Terms*.

Standard configurations

The following table shows the default pages that are used to create the footer links and their associated target content.

Example: Privacy policy

- **Standard link text:** If the page *MediaWiki:Privacy* does not exist, the link shows the standard link text "Privacy policy" and points to the standard target page *Project:Privacy policy*.
- **Custom link text:** If the page *MediaWiki:Privacy* does exist and has as its content the term *Privacy*, the footer link displays *Privacy*.
- **Removed link:** If the page *MediaWiki:Privacy* exists but has no content, the link is removed from the footer.

Footer link	Link text defined in	Link target defined in	Standard target page
Privacy policy	MediaWiki:Privacy (Standardtext: Datenschutz)	MediaWiki:Privacypage	Project:Privacy policy
About (sitename))	MediaWiki:Aboutsite	MediaWiki:Aboutpage	Project:About
Disclaimers	MediaWiki:Disclaimers	MediaWiki: Disclaimerpage	Project:General disclaimer

Important! Both the page for the link text as well as the page for the link target cannot be empty. If one of them is empty, no footer link is generated. If one of the two pages doesn't exist, the respective standard behavior text for that page is used.

To suppress a footer link, you can, therefore, leave one of the two pages empty.

Linking external target pages

To link one of these footer links to an external web page, you first have to define an interwikilink for the external website.

Example: Linking the Privacy policy to the external page <https://bluespice.com/privacy/>.

1. Define the interwikilink for the domain *bluespice.com* on the page *Special:InterWikiLinks* (interwiki prefix: bls).



2. Insert the interwikilink on the link target page *MediaWiki:Privacypage* and save the page. Syntax: `interwiki-prefix:target-page`.



Adding more links

Additional links such as *Change cookie consent* or *Analysis service* are automatically created by the corresponding extensions. To add custom links, a server administrator has to change the [related server settings](#).

Related info

- <https://www.mediawiki.org/wiki/Manual:Footer>
- [BlueSpice Layout](#)

BlueSpice layout

A [quality version](#) of this page, [approved](#) on *30 July 2020*, was based off this revision.

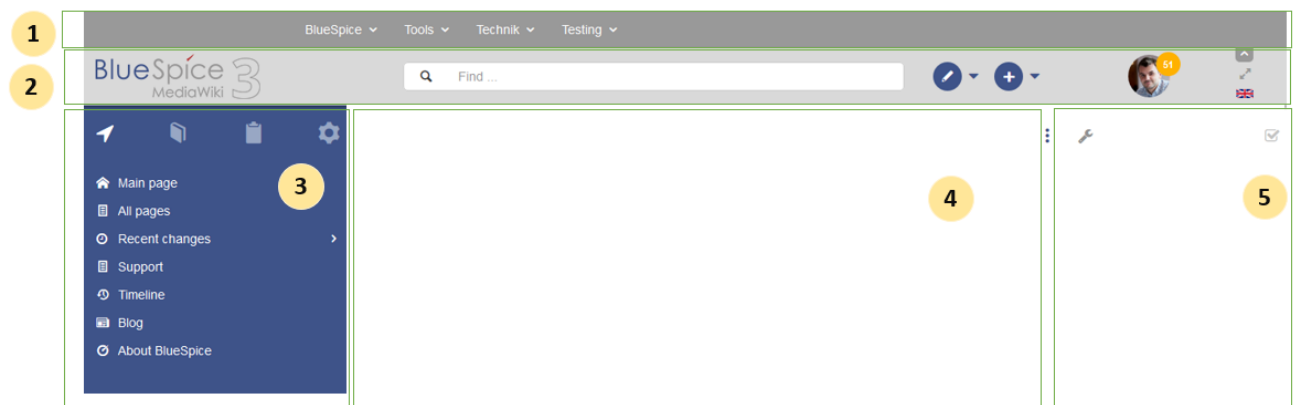
Contents

1	BlueSpice Layout	6
2	Custom menu	6
3	Main toolbar	7
4	Navigation	8
5	Content	9
6	Page tools	10

BlueSpice Layout

Your wiki is divided into several unique areas that group the features of the wiki in a meaningful way. Here we give you an overview so that you can easily find the functionality that you are looking for.

Note: Some features are disabled by default in your wiki or only visible to specific user groups such as administrators.



Layout area	Description
1- Custom menu	A wiki administrator can create custom navigation to pages inside and outside the wiki.
2- Main toolbar	Contains important elements such as the logo area, the search field and access to the user profile.
3- Navigation	The "heart" of the page organization. From here, users can access all pages, depending on their permissions. Many navigation elements can be customized.
4- Content area	Here you create and edit all wiki content. Discussions are also located in this space.
5- Page tools	Powerful page management features. This includes important tools for the quality management of a page.

Custom menu



Layout area	Description
1- Custom	With the extension BlueSpiceCustomMenu, a wiki administrator can create individual

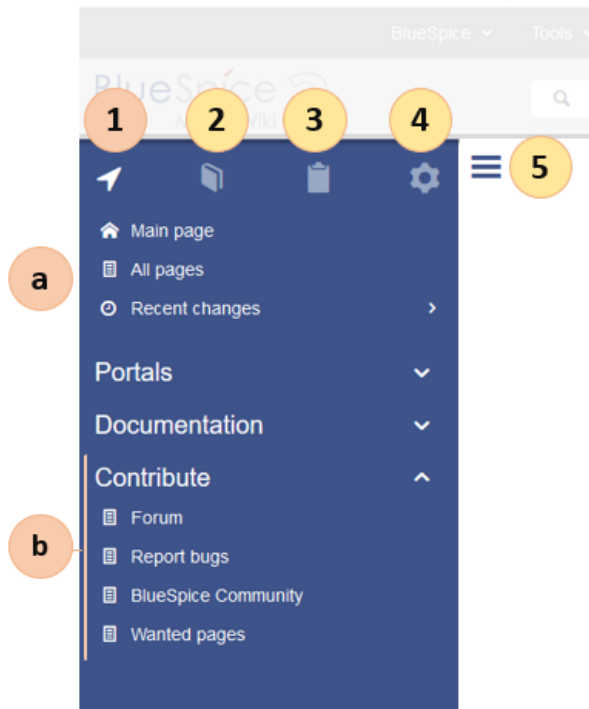
Layout area	Description
menu	navigation to pages inside and outside the wiki.

Main toolbar



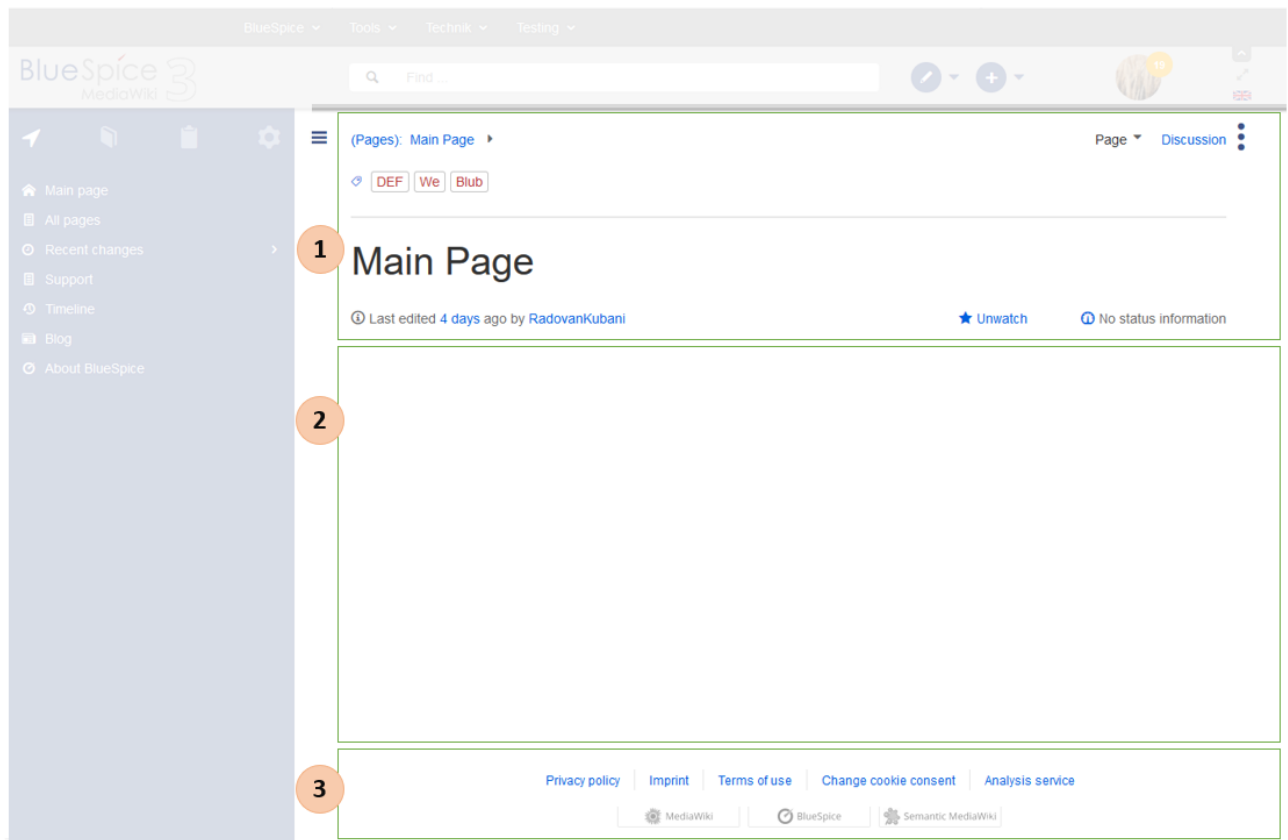
Layout area	Description
1-Logo area	The BlueSpice logo can be exchanged via the Config Manager with a company logo.
2-Search field	You will search pages and files with a full-text and title search, as well as a fuzzy search. With search filter and search in the metadata.
3-Edit page	A button that switches a page into edit mode. Only active for users with write access.
4-Create page	A button for creating a new page or uploading a file. Only active for users with write access.
5-User menu	Users manage their own settings and notifications here. The avatar icon indicates when unread notifications are waiting for the user.
6-Language selector	In multilingual wikis, you can switch between the language versions of a page.
7-Fullscreen toggle	Hides the navigation and page tools at the same time.
8-Custom menu toggle	Here you can hide and show the top menu.

Navigation



Layout area	Description
1- Main navigation	This is the general navigation. It can be customized by the administrator for the whole wiki.
2- Books	(optional): If you use the bookshelf extension , users can go to all general and individual books to which they have access.
3- My pages	This is your custom navigation bar. They can be adapted to your needs.
4-Global actions	Direct links to many special pages and administration pages (for administrators).
5-Navigation toggle	Shows and hides the navigation.

Content



Layout area	Description
1-Title section	In the title section of a page, the most important page information and page functions are put together in a user-friendly way.
2-Work area	In the workspace, users create and edit all page content. VisualEditor simplifies the editing process.
3-Footer	The footer contains links to legal information as well as to external MediaWiki websites.

Page tools



Layout area	Description
1-Page tools (a) Menu (i) Menu header (ii) Menu link	Lots of page actions and information related to this page can be found here.
2-QM tools	Lists all the important tools to manage the life cycle of a page, such as reminders and page reviews.
3-Tools toggle	A switch to hide and show the page tools.

Permissions

Permission	Definition	Namespace specific?	Distribution
applychangetags	Apply tags along with one's changes	yes	MediaWiki
autocreateaccount	Automatically log in with an external user account - a more limited version of <i>createaccount</i>	yes	MediaWiki
	automatically marks those edits which a user		

Permission	Definition	Namespace specific?	Distribution
autoreview	has made themselves as reviewed	yes	BlueSpice
autoreviewrestore	autoreview of the rollbacks made by the user	yes	BlueSpice
bluespiceabout-viewspecialpage	access to the page Special:BlueSpiceAbout		BlueSpice
bluespiceconfigmanager-viewspecialpage	access to the page Special:BlueSpiceConfigManager		BlueSpice
bookshelfbookmanager-viewspecialpage			BlueSpice
bookshelfbookui-viewspecialpage			BlueSpice
bs-privacy-admin	execute privacy administrative action		BlueSpice
changetags	Add and remove arbitrary tags on individual revisions and log entries	yes	MediaWiki
checklistmodify	Allow user to modify checklist	yes	BlueSpice
createclass	Allows access to and creating classes in Special:CreateClass	yes	BlueSpice
createpage	allows the user to create new pages (edit permission is needed)	yes	MediaWiki
createtalk	allows the user to create discussion page	yes	BlueSpice
delete	allows the user to delete pages	yes	BlueSpice
deletetags	Delete tags from the database		MediaWiki
deletedhistory	View deleted history entries, without their associated text	yes	MediaWiki
deletedtext	View deleted text and changes between deleted revisions	yes	BlueSpice
dpl_param_delete_rules	allows the bulk deletion of wiki pages within the framework of DynamicPageList	yes	BlueSpice
dpl_param_update_rules	allows you to define the rules that the DynamicPageList does to update the pages	yes	BlueSpice
duplicate	allows user to duplicate pages	yes	BlueSpice
edit	allows the user to edit unprotected pages	yes	MediaWiki
editcontentmodel	edit the content model of a page	yes	MediaWiki
editmyuserjson	edit your own user JSON files (note that this is not needed if the group already has the <i>edituserjson</i> right)		
editor			
editprotected	edit protected pages as as "sysop"	yes	BlueSpice
editrestrictedfields	allows editing of restricted fields	yes	BlueSpice
editsemiprotected	edit protected pages as "autoconfirmed"	yes	BlueSpice
editusercss	edit other users' CSS files	yes	MediaWiki
edituserjson	Edit other users' JSON files	yes	MediaWiki
editwidgets	edit and create widgets in the namespace "Widget"	yes	BlueSpice
expirearticle	set an expiration date for an article	yes	BlueSpice
extendedsearch-search-externalfile			

Permission	Definition	Namespace specific?	Distribution
extendedsearch-search-reprofile			
extendedsearch-search-specialpage			
extendedsearch-search-wiki			
extendedstatistics-viewspecialpage-aggregated			
generatepages	enables "Generate pages" tab	yes	BlueSpice
geocode	create georeferences	yes	BlueSpice
managechangetags	create and (de)activate tags	yes	MediaWiki
markbotedits	mark rolled-back edits as bot edits	yes	MediaWiki
mergehistory	merge the history of pages	yes	MediaWiki
minoredit	marks edit as minor	yes	BlueSpice
move	allows the user to change the title of unprotected pages (edit permission is needed here). If the user has this permission, subpages are automatically moved with main pages.	yes	MediaWiki
move-categorypages	move category pages - (requires the <i>move</i> right)	yes	MediaWiki
move-subpages	this moves subpages along with the main page to which they are assigned (move permission is needed here). If the user has this permission, subpages are automatically moved with main pages.	yes	MediaWiki
movefile	move files - requires the <i>move</i> right and <code>\$wgAllowImageMoving</code> to be true	yes	MediaWiki
movestable	user can move pages with stable revisions	yes	BlueSpice
nominornewtalk	not have minor edits to discussion pages trigger the new messages prompt		BlueSpice
noratelimit	the user is not affected by rate limits	yes	MediaWiki
nuke	allows access to Special:Nuke to mass delete pages	yes	BlueSpice
pageassignable	user can get assignments	yes	BlueSpice
pageassignments	user can make assignments	yes	BlueSpice
passwordreset			BlueSpice
patrol	mark others edits of others as patrolled	yes	BlueSpice
patrolmarks	view recent changes patrol marks	yes	BlueSpice
protect	allows users to protect the one side, to prevent that is this edited or moved ("Protect" can be found under "More")	yes	MediaWiki
purge	purge the site cache for a page without information	yes	BlueSpice
rating-archive	allows to delete reviews	yes	BlueSpice
rating-read	allows to read reviews	yes	BlueSpice
rating-viewspecialpage	allows to open the special page "Special Ratings"	yes	BlueSpice

Permission	Definition	Namespace specific?	Distribution
rating-write	allows updating, inserting and archiving rated comments	yes	BlueSpice
read	lets the user view pages	yes	MediaWiki
readconfirmationremind	remind users that they have to confirm to have read the page		BlueSpice
remindereeditall	edit reminders of others		BlueSpice
renameuser	rename users		BlueSpice
replacetext	make string replacements on the entire wiki	yes	BlueSpice
reupload	overwrite existing files	yes	BlueSpice
reupload-shared	overwrite files on the shared media repository locally	yes	BlueSpice
review	let the user review changes	yes	BlueSpice
rollback	quickly rollback the edits of the last user who edited a particular page	yes	MediaWiki
rssfeeder-viewspecialpage	access to the <i>Special:RSSFeeder</i> special page		BlueSpice
smw-admin	allows administrating semantic MediaWiki	yes	BlueSpice
social-deletothers	delete entries of others		BlueSpice
social-editothers	edit entries of others		BlueSpice
social-editothersprofile	edit user profiles of others		BlueSpice
socialprofile-viewspecialpage	view the special page Special:Profiles		BlueSpice
stablesettings	user can changes the settings of stable revisions of any page	yes	BlueSpice
undelete	allows the user to restore deleted pages	yes	MediaWiki
unreviewedpages	lets the user see the page Special: Unreviewed pages	yes	BlueSpice
unwatchedpages	View a list of unwatched pages - lists pages that no user has watchlisted	yes	MediaWiki
upload	allows the creation of new pictures and files, i.e. pictures and files can be uploaded	yes	MediaWiki
upload_by_url	uploaded files from a URL	yes	BlueSpice
usermerge	user is allowed to merge user-accounts	yes	BlueSpice
validate	lets the user validate changes. lets the useThe user is not affected by rate limitsr download and /or view files which have been uploaded	yes	BlueSpice
viewedittab	enables "Edit with form" tab	yes	BlueSpice
viewsuppressed	view revisions hidden from any user - i.e. a more narrow alternative to "suppressrevision"	yes	MediaWiki
apihighlimits	gives a user a higher limit for API queries; this is a speical permuission to allow several actions to be carried out at once	no	MediaWiki
autoconfirmed	not to be affected by IP-based rate limits	no	BlueSpice
autopatrol	have one's own edits automatically marked as patrolled - \$wgUseRCPatrol must be <i>true</i>	no	MediaWiki
	Allows the user to delte pages which are lager		

Permission	Definition	Namespace specific?	Distribution
bigdelete	than the limit \$wgDeleteRevisionsLimit. The variable DeleteRevisionsLimit can be set up in advance.	no	MediaWiki
block	Allows the user to block IP addresses and registered users. There are various block options uincluding stopping a user from editing and from registering new accounts and automatic block of other users with the same IP address. This takes place via the special page Block user.	no	MediaWiki
blockemail	block a user from sending mail	no	BlueSpice
blog-viewspecialpage	allows viewing Special:Blog	no	BlueSpice
bluespicepreferences-viewspecialpage	allows viewing Special:BlueSpice_Preferences	no	BlueSpice
bot	every edit is auto-accepted / no new version	no	BlueSpice
browserarchive	search for deleted pages	no	BlueSpice
categorymanager-viewspecialpage	user is allowed to view categorymanager	no	BlueSpice
createaccount	allows the user to create new accounts	no	MediaWiki
dashboards-viewspecialpage-userdashboard	allows viewing Special:UserDashboard	no	BlueSpice
editinterface	edit the user interface	no	BlueSpice
editmyoptions	edit your own private data (e.g. email address, real Name)	no	BlueSpice
editmyprivateinfo	edit your own private data (e.g. email address, real Name)	no	BlueSpice
editmyusercss	edit your own user CSS files	no	BlueSpice
editmyuserjs	edit your own JavaScript files	no	BlueSpice
editmywatchlist	edit your own watchlist Note: some actions will still add pages even without this right	no	BlueSpice
edituserjs	edit other users' JavaScript files	no	BlueSpice
extendedsearch-viewspecialpage	Allows viewing Special:ExtendedSearch	no	BlueSpice
hideuser	block a username, hiding it from the public	no	MediaWiki
import	allows the user to import an article from another wiki in one go	no	MediaWiki
importupload	import pages from a file upload	no	BlueSpice
interwikilinks-viewspecialpage	allows viewing Special:InterWikiLinks	no	BlueSpice
ipblock-exempt	bypass IP blocks, auto-blocks and range blocks	no	BlueSpice
move-rootuserpages	move root user pages	no	BlueSpice
namespacemanager-viewspecialpage	allows viewing Special:NamespaceManager	no	BlueSpice
	export pages including linked pages up to a		

Permission	Definition	Namespace specific?	Distribution
override-export-depth	depth of 5	no	BlueSpice
pageaccess-viewspecialpage	allows viewing Special:PageAccess	no	BlueSpice
pagetemplatesadmin-viewspecialpage	allows viewing Special:PageTemplates	no	BlueSpice
passwordreset	view password rest emails emails	no	BlueSpice
permissionmanager-viewspecialpage	allows viewing Special:PermissionManager	no	BlueSpice
remindereeditall	Let the user view and edit all reminders	no	BlueSpice
renameuser	rename users	no	BlueSpice
rssfeeder-viewspecialpage	allows viewing Special:RSSFeeder	no	BlueSpice
sendemail	send emails to others	no	BlueSpice
unblockself	unblock oneself	no	BlueSpice
usagetracker-update	allows updating UsageTracker data	no	BlueSpice
userManager-viewspecialpage	allows viewing Special:UserManager	no	BlueSpice
userrights	user is allowed to add user groups (permissions) to other users	no	BlueSpice
viewmyprivateinfo	view your own private data (e.g. email adress, real name)	no	BlueSpice
viewmywatchlist	view your own watchlist	no	BlueSpice
viewreaders	view a list of people who have read a page	no	BlueSpice
wikiadmin	used in many BlueSpice extensions for potentially dangerous task such as user manager and global configuration	no	BlueSpice
workflowedit	user is allowed to edit workflows	no	BlueSpice
workflowlist	let the user view other peoples work flows	no	BlueSpice
workflowview	let the user view work flows	no	BlueSpice
writeapi	controls access to the write API (\$wgEnableWriteAPI must be set to true), this means commands can be given using this external interface.	no	MediaWiki