

Contents

1. Manual:Extension/BlueSpiceExtendedStatistics	2
2. Manual:Extension/BlueSpiceConfigManager	7
3. Manual:Extension/ExtendedSearch	24
4. Reference:BlueSpiceExtendedStatistics	24

Manual:Extension/BlueSpiceExtendedStatistics

A [quality version](#) of this page, [approved](#) on *6 August 2021*, was based off this revision.

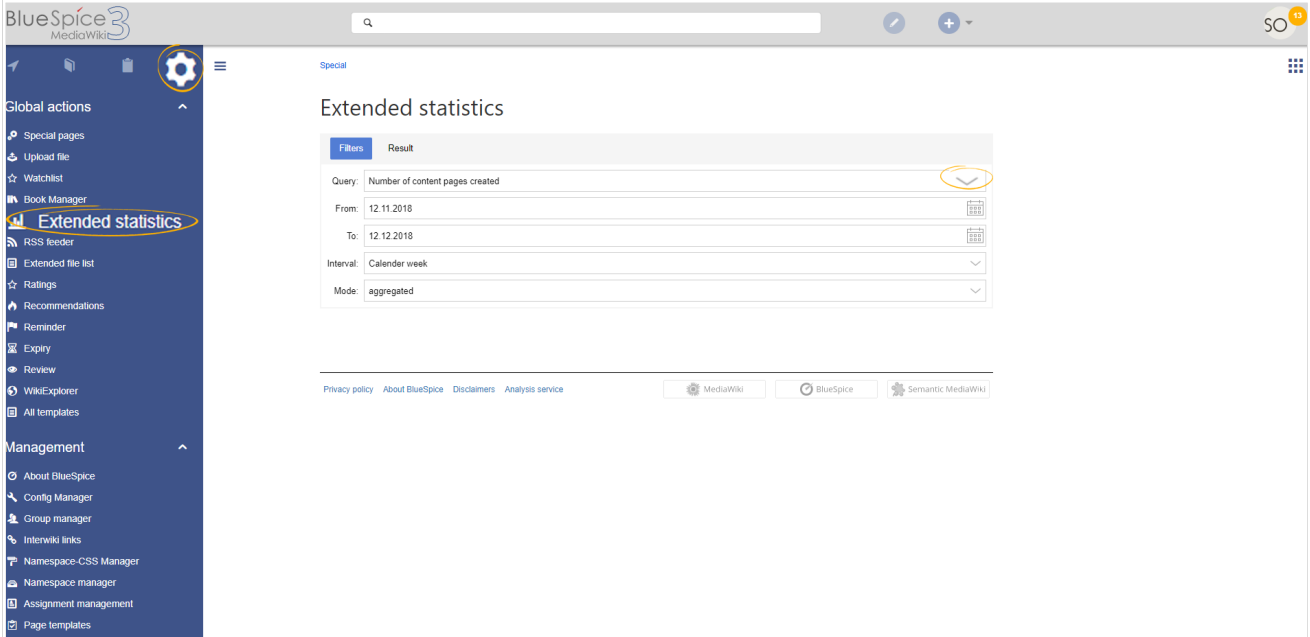
The extension **ExtendedStatistics** provides an analytic view of many relevant parameters on the wiki, providing wiki administrators better insight into the functioning of the wiki.

Contents

1 Where to find Extended statistics	3
2 Choosing a data source	3
3 Choosing filters	3
4 Display settings	4
5 Viewing the results	4
6 Chart export	5
7 Data export	5
7.1 Maintenance script	5
7.2 Usage	5
7.3 Script configuration	6
7.4 Example contents	6
8 Configuration	7
9 Related info	7

Where to find Extended statistics

The navigation link *Extended statistics* in the tab Global actions loads the page *Special:ExtendedStatistics*.



The screenshot shows the BlueSpice 3 MediaWiki interface. On the left sidebar, under 'Global actions', the 'Extended statistics' link is highlighted with a red circle. The main content area displays the 'Extended statistics' page with a form for selecting a query, date range, interval, and mode. The 'Query' field is set to 'Number of content pages created' and is also highlighted with a red circle. The 'From' date is 12.11.2018 and the 'To' date is 12.12.2018. The 'Interval' is set to 'Calendar week' and the 'Mode' is 'aggregated'. At the bottom of the page, there are links for 'Privacy policy', 'About BlueSpice', 'Disclaimers', and 'Analysis service', along with logos for 'MediaWiki', 'BlueSpice', and 'Semantic MediaWiki'.

Extended statistics navigation link

Choosing a data source

ExtendedStatistics can show data for multiple aspects of the wiki. Available data sources are:

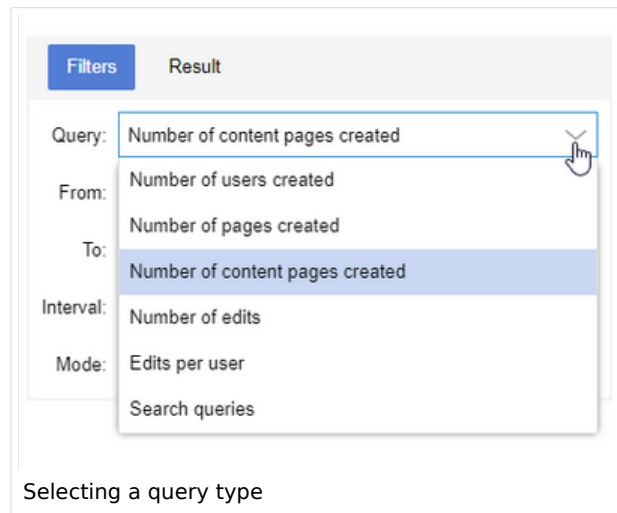
- *Number of users*: All the users that registered in the period chosen
- *Number of pages*: All pages created in the period chosen.
- *Number of content pages*: All articles in content namespaces created in the period chosen
- *Number of edits*: All edits carried out in the period chosen
- *Edits per user*: Number of edits per user in the period chosen
- *Search queries*: All terms users searched for in the period chosen. Only available if [BlueSpiceExtendedSearch](#) is installed.

Choosing filters

General filters:

- From - Date from which to display data
- To - Date to which to display data

Some data sources may have additional filters available, like for data sources based on wiki pages, namespace filter is available.



Display settings

The display of the results is determined by the following settings:

- Interval - grain of the diagram - determines which time unit will be used to group the data.
- Mode - display type:
 - Absolute - shows changes in data for the given period
 - Aggregate - shows running total for the data source choosen
 - List - shows data in tabular view - only available for search statistics

Note: Depending on the selected time period, the interval has to be set accordingly. For, example if you look for data between 02.06. and 03.06. for the same year, the interval setting "Year" will not return any data. Change the interval to "Week" or "Day" to return results.

Viewing the results

Once all the filters and options are set, click on the *Results* tab to show the resulting data.

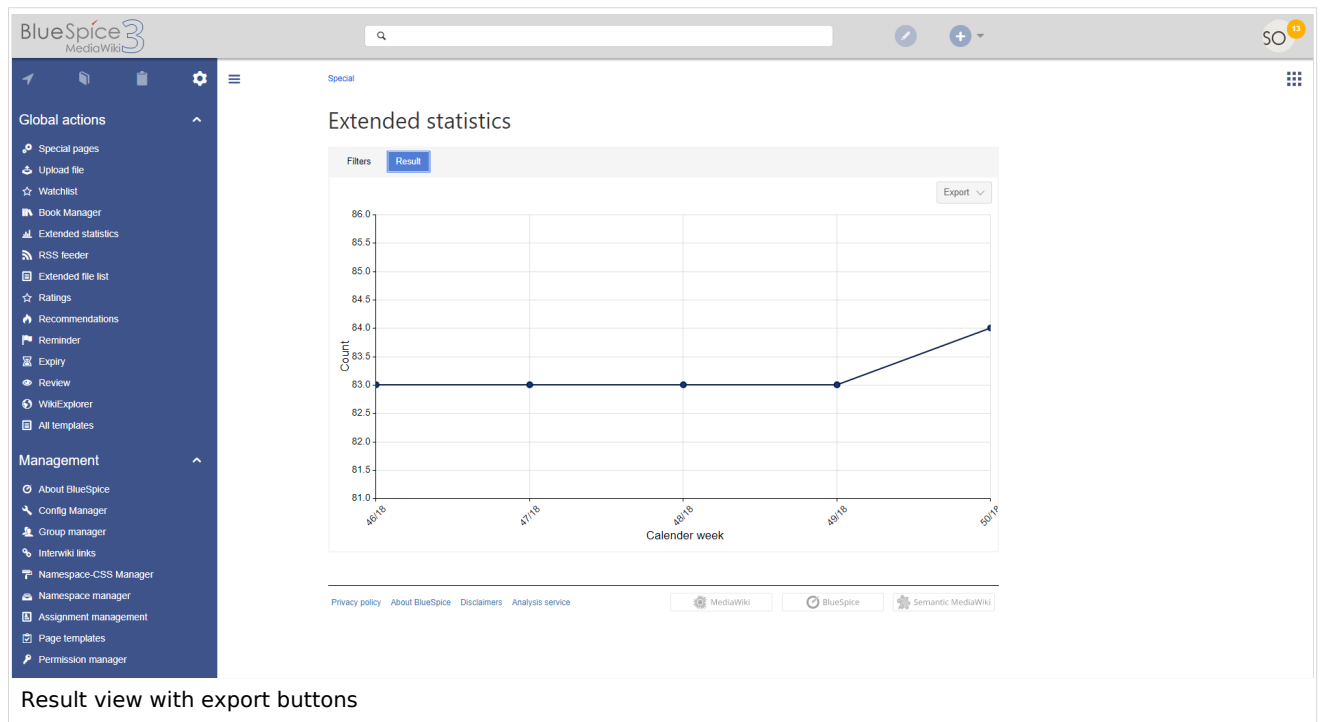


Chart export

In results view there is an *Export*-button that allows the user to export and download the currently displayed chart as SVG.

Data export

Maintenance script

A `php` maintenance script will be provided on the following location:

```
<mw-root>/extensions/BlueSpiceExtendedStatistics/maintenance/ExportCollection.php
```

Usage

This script must be called on the command line of the server. It takes the path of a configuration file in `JSON` format.

Example

```
php <mw-root>/extensions/BlueSpiceExtendedStatistics/maintenance/ExportCollection.php \  
--config=<path-to-file>/myConfig.json \  
--exportto=/tmp/myExport.xslx
```

Params

- `--config` - path to config file

- `--exportto` - path to the file, the data gets exported to. Note that variable file formats are `xsl`, `xslx` and `csv`

Script configuration

The script configuration will take the same parameters as the API, which is used on Special:ExtendedStatistics.

Params

- `aggregate`
- `filter`

Example contents

The following examples show the content of the JSON file provided to `--config`.

"Page views" aggregated by date over 1 year

```
{
  "aggregate": [
    {
      "property": "timestampcreated",
      "type": "daily",
      "targets": [
        "pagetitle",
        "numberhits",
        "numberhitsaggregated"
      ]
    }
  ],
  "filter": [
    {
      "property": "type",
      "type": "string",
      "value": "hitcounter",
      "comparison": "eq"
    },
    {
      "property": "timestampcreated",
      "type": "date",
      "value": "20200707120000",
      "comparison": "gt"
    },
    {
      "property": "timestampcreated",
      "type": "date",
      "value": "20210707120000",
      "comparison": "lt"
    }
  ]
}
```

"Review by namespaces" aggregated by namespace over 1 year:

```
{
  "aggregate": [
    {
      "property": "namespace",
      "type": "string",
```

```
    "targets": [
      "ongoingpages",
      "expiredpages",
      "notrunningpages",
      "ongoingpagesaggregated",
      "expiredpagesaggregated",
      "notrunningpagesaggregated"
    ]
  },
  "filter": [
    {
      "property": "type",
      "type": "string",
      "value": "reviewedpages-ns",
      "comparison": "eq"
    },
    {
      "property": "timestampcreated",
      "type": "date",
      "value": "20200707120000",
      "comparison": "gt"
    },
    {
      "property": "timestampcreated",
      "type": "date",
      "value": "20210707120000",
      "comparison": "lt"
    }
  ]
}
```

Configuration

In the [Config manager](#), you can change the following settings:

- **Exclude these users:** Some user groups, like WikiSysop can skew the statistics, for example the statistics for search queries or because they complete automated maintenance tasks. These types of user groups can be excluded from the statistical results.
- **Maximum number of interval steps:** Sets the size of the x-axis for the results. For a few days, select the interval *Day* or *Calendar Week*, for periods over one year, select *Year* or *Month*. If you do not get any results for your query, try to adjust the interval accordingly.

Related info

- [Reference:BlueSpiceExtendedStatistics](#)

Config manager

A [quality version](#) of this page, [approved](#) on *6 October 2021*, was based off this revision.

Contents

1	Layout	9
1.1	Filter options	9
1.2	Searching for settings	9
2	Settings by extension	10
2.1	BlueSpiceFoundation	10
2.1.1	Updating logo and favicon	10
2.1.2	System	11
2.2	BlueSpiceAbout	11
2.3	BlueSpiceArticleInfo	12
2.4	BlueSpiceAuthors	12
2.5	BlueSpiceAvatars	13
2.6	BlueSpiceBookshelf	13
2.7	BlueSpiceChecklist	15
2.8	BlueSpiceExtendedSearch	15
2.9	BlueSpiceExtendedStatistics	16
2.10	BlueSpiceInsertCategory	16
2.11	BlueSpicensertLink	16
2.12	BlueSpicePageTemplates	17
2.13	BlueSpicePermissionManager	17
2.14	BlueSpiceRSSFeeder	17
2.15	BlueSpiceReaders	17
2.16	BlueSpiceSaferEdit	18
2.17	BlueSpiceUEModuleBookPDF	18
2.18	BlueSpiceUEModuleHTML	19
2.19	BlueSpiceUEModulePDF	19
2.20	BlueSpiceUniversalExport	20
2.21	BlueSpiceVisualEditorConnector	20
2.22	BlueSpiceWholsOnline	20
2.23	BlueSpiceExpiry	20
2.24	BlueSpiceReview	21
2.25	BlueSpiceReviewExtended	21
2.26	BlueSpiceFlaggedRevsConnector	21
2.27	BlueSpiceSocialBlog	22
2.28	BlueSpiceSocialTopics	23
2.29	BlueSpiceMatomoConnector	24
3	Related info	24

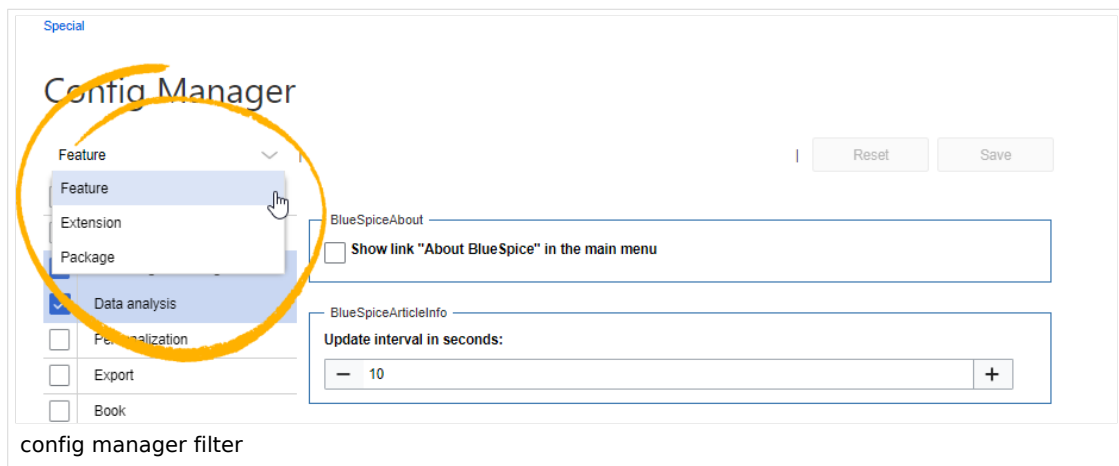
With the Config manager, a wiki user with *sysop* rights can manage BlueSpice wiki-wide settings in one place. In the [navigation](#), it is located under *Global navigations > Management > Config manager*. This link loads the page *Special:ConfigManager*.

Layout

Filter options

All settings can be accessed through the following filter options:

- **Feature:** group by type of functionality the setting belongs to (search, administration...)
- **Extension:** group by extension name
- **Package:** group by BlueSpice edition and services (BlueSpice free, BlueSpice pro, Matomo)



All settings are available in any type of grouping. Changing the grouping type does not add or remove setting options. It just groups them differently. After settings are adjusted, they can be saved by clicking *Save*, or cancelled by clicking *Reset*.

Note: If a server administrator has configured a setting to no longer be writable, it will be shown as greyed-out in the config manager. You will have to talk to your server administrator about changing such a setting.

Searching for settings

A search bar is located above the list of settings. Type in a keyword such as "logo" to find the corresponding setting. The search returns settings regardless of the currently selected group.

Note: The search field has to be empty if you want to see the filter menu instead of the search.

BlueSpiceFoundation

Logo path:

Config manager search box

Settings by extension

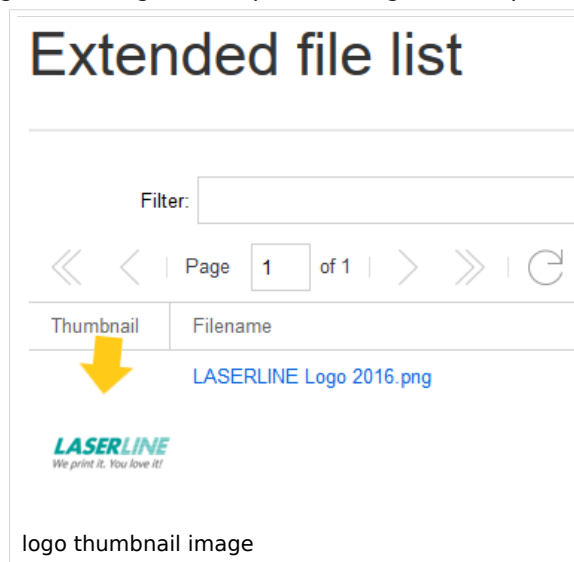
BlueSpiceFoundation

Updating logo and favicon


- **Logo path:** The logo image should be stored in the /images folder of your installation. If you store it in the /skins folder of your BlueSpice installation, it could be overwritten with an upgrade.

To upload the logo directly in the wiki:

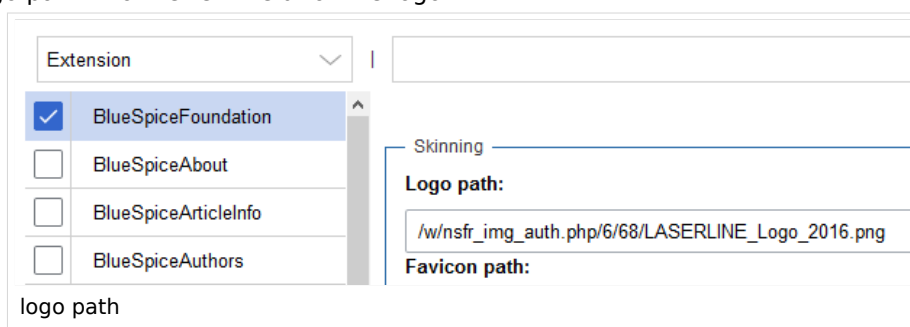
1. **Upload** the logo on the page *Extended file list* (*Special:ExtendedFilelist*). This is a link under the *Global actions* navigation.
2. **Search** for the logo name in the extended file list.
3. **Click** on the thumbnail image of the logo. This opens the logo on a separate page.



4. **Copy** the relative logo path from the address bar. In a typical Wiki configuration, this path starts with /w/....



5. **Paste** the logo path into the text field for the logo.

A screenshot of the BlueSpice skin configuration interface. On the left, there is a list of skins with checkboxes: BlueSpiceFoundation (checked), BlueSpiceAbout, BlueSpiceArticleInfo, and BlueSpiceAuthors. On the right, under the 'Skinning' section, there are two text input fields: 'Logo path:' containing '/w/nsfr_img_auth.php/6/68/LASERLINE_Logo_2016.png' and 'Favicon path:'. Below the screenshot, the text 'logo path' is written.

6. **Click Save.**
7. **Refresh** the page (Strg+F5).
If the uploaded logo is too large, you can add the following code snippet to the page *MediaWiki:Common.css*. This automatically adjusts the image to the height of the main toolbar:

```
.bs-logo a {background-size: contain;}
```

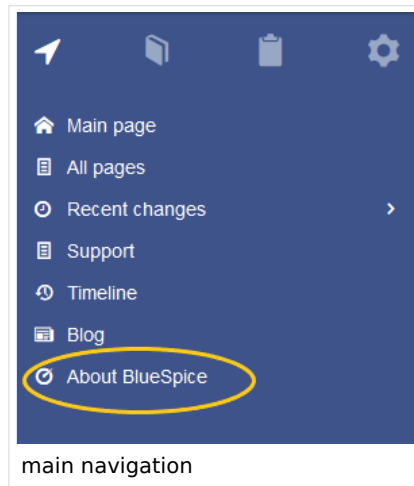
- **Favicon path:** The favicon image should be stored in the */images* folder of your installation. If you store it in the */skins* folder of your BlueSpice installation, it could be overwritten with an upgrade. [Favicon images](#) have the file extension *.ico*.

System

- **Allowed file extensions:** For security reasons, the types of files that users can upload are restricted. Here, you can allow additional file formats. If a file format is blacklisted in the server configuration, adding this file extension here will not allow this file type to be uploaded. See mediawiki.org/wiki/Manual:Page_title for more info.
- **Allowed image extensions:** The standard web image types are listed here. In general, you want to restrict image uploads to web images. See developer.mozilla.org/en-US/docs/Web/Media/Formats/Image_types for more on browser-supported image types.

BlueSpiceAbout

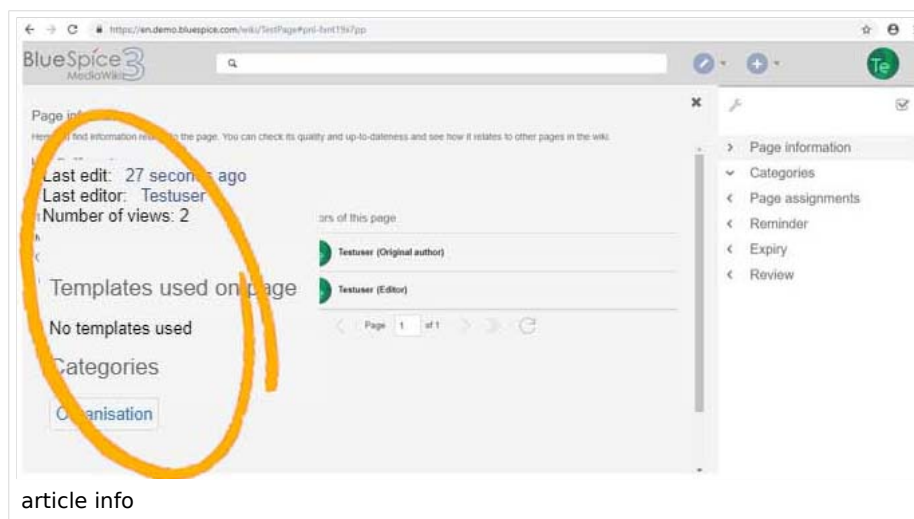
- **Show link "About BlueSpice" in the main menu:** Shows or hides the link to the page [AboutBlueSpice](#) in the main navigation.



BlueSpiceArticleInfo

BlueSpiceArticleInfo, together with *BlueSpiceAuthors*, *BlueSpiceReaders*, and *BlueSpiceExtendedSearch* is part of the *Page information* in the quality management tools.

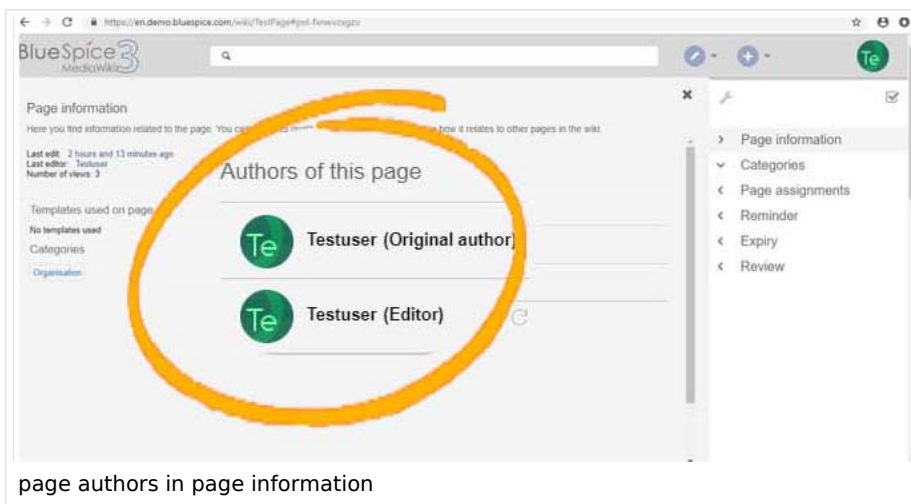
- **Update interval in seconds:** Sets the refresh rate for the "Last edit" value. By default, this date is updated every 10 seconds via JavaScript.



BlueSpiceAuthors

BlueSpiceAuthors, together with *BlueSpiceArticleInfo* and *BlueSpiceReaders*, is part of the *Page information* in the quality management tools.

- **Display authors:** Show or hide authors on the page information page.

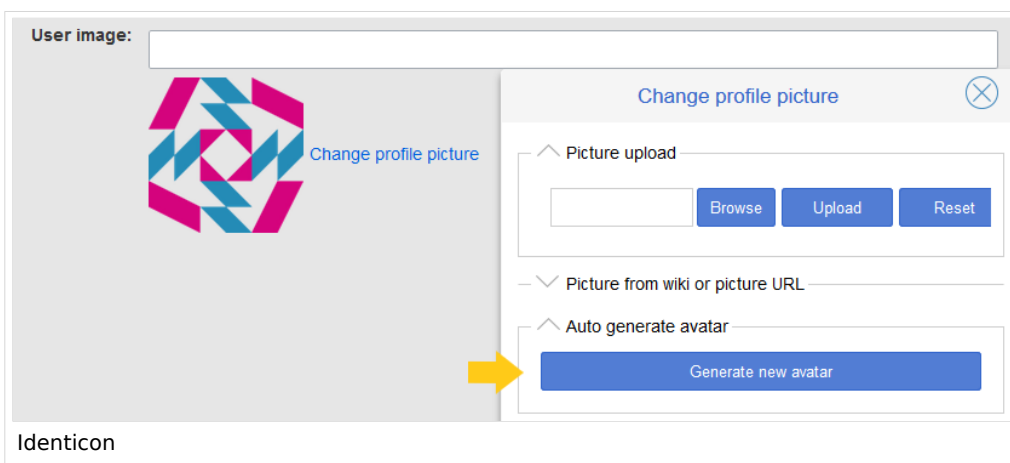



BlueSpiceAvatars

An avatar image is automatically generated if the user does not upload a profile picture or if the user decides to create an avatar image in the preferences.

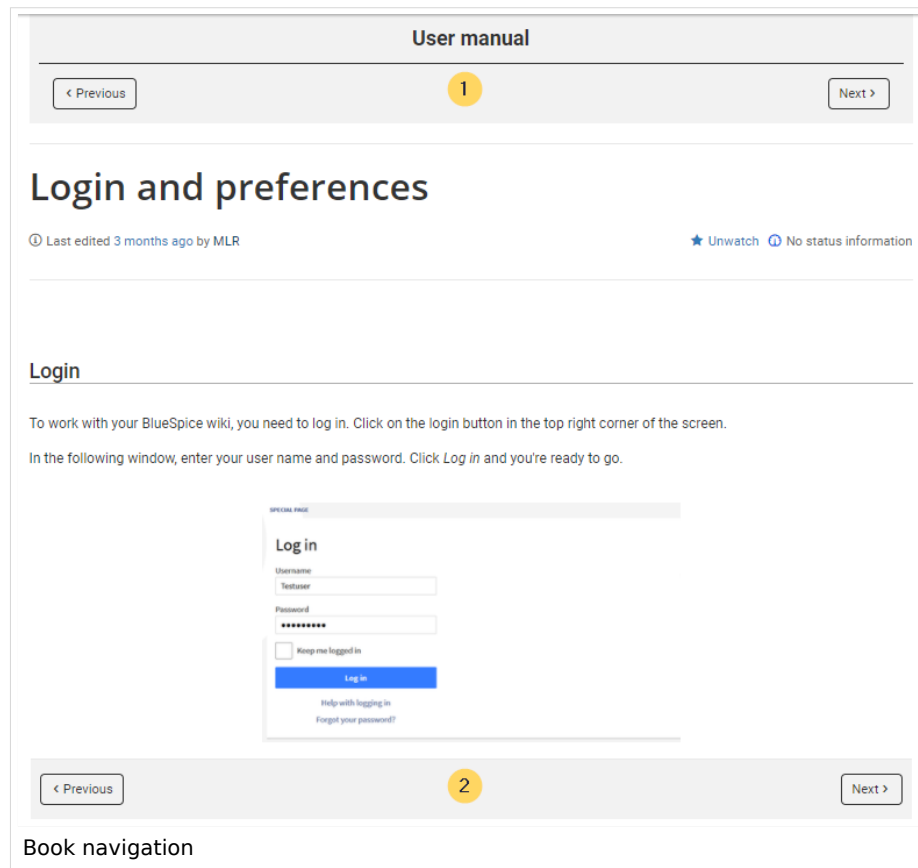
- **Generator**

- **InstantAvatar:** Generates an avatar image based on using the initials of the Real name or the Username
- **Identicon:** Generates an avatar image based on parts of the user's IP address.

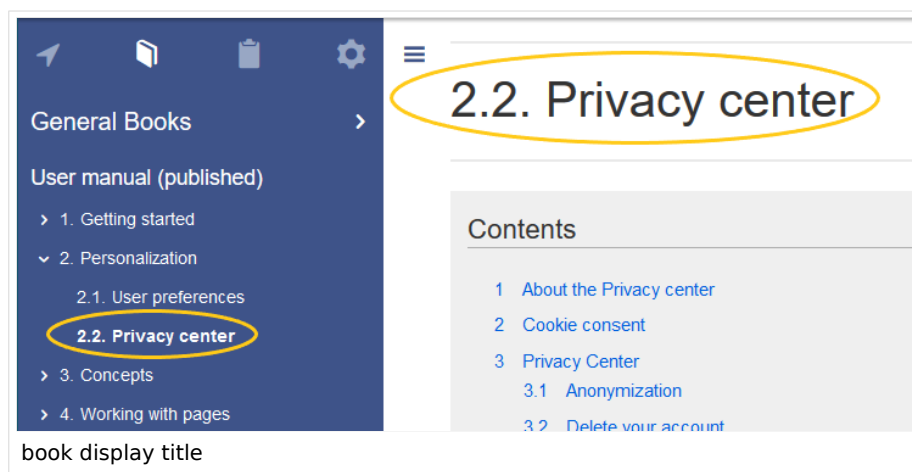


BlueSpiceBookshelf

- **Show book chapter pager after content:** Displays previous/next book page navigation at the end of each book page. (1)
- **Show book chapter pager before content:** Displays previous/next book page navigation at the beginning of each book page. (2)



- **Use the display title from book source on article:** Shows the title from the book navigation as page title instead of the page name.

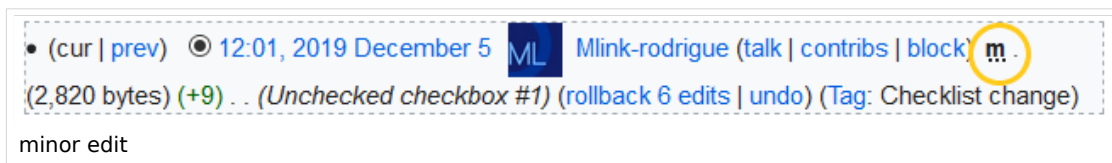


Note: If the page additionally contains a `{{DISPLAYTITLE}}` tag, the display title of the page is shown instead of the book title.

- Prepend article table of contents and headlines with book numeration
- Suppress namespace prefix of book articles in output

BlueSpiceChecklist

- **Mark checklist changes as minor edit:** If this setting is active, changes to a checklist (for example, checking a checkbox) in view mode are logged as minor edits. If this setting is inactive, a change to the checklist is recorded as a regular version in the page history.



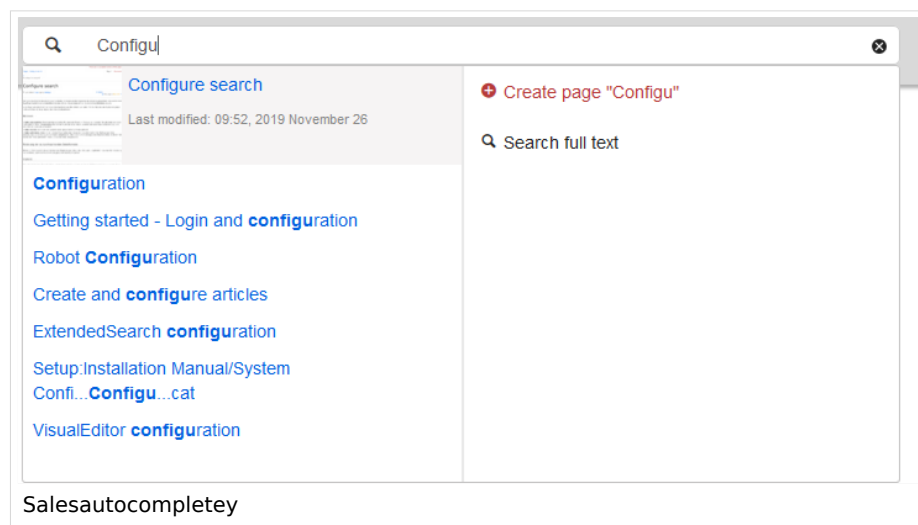
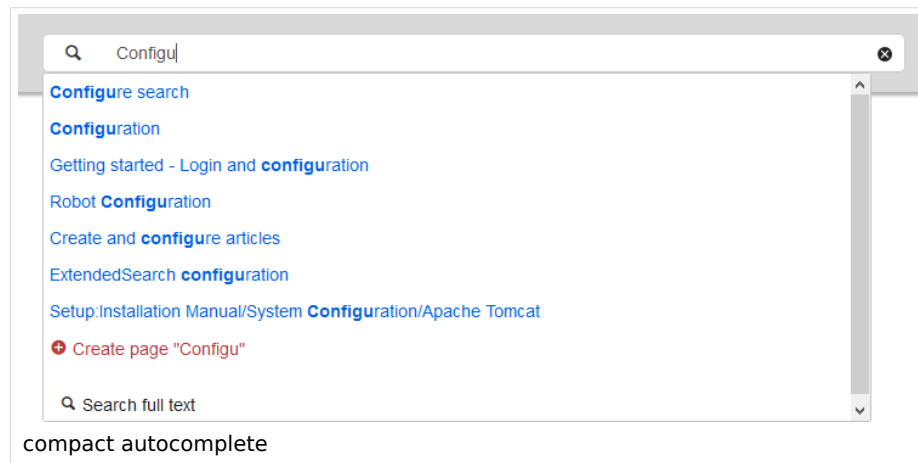
BlueSpiceExtendedSearch

- **External file paths:** External locations to scan for and index files from. These locations are entered in key/value pairs of Physical path and URL prefix.
 - *Physical path:* Storage path. For mounted drives, for example: *X:|Documents*
 - *URL prefix:* All files indexed from the indexed physical location are prefixed in the search results. It should be used if files are available from a web server. By default, the URL prefix is set to the same value as *Physical path*.

Examples for external file paths

Example file	Phys. Path	URL Prefix	Link in results list
S:\Sales\Info\glossaryy.pdf	S:\	file:///S:/	file:///S:/Sales/Info/glossary.pdf
		https://sharepoint/Sales/ documents/	https://sharepoint/Sales/ documents/Sales/Info/glossary.pdf
		https://intranet/showdocs inline.aspx?path=	https://intranet/showdocsinline.aspx? path=/Sales/Info/glossary.pdf
/var/www/bluespice/w /mounted_ share/Sales/Info/glossary.pdf	/var/www/bluespice /w/ mounted_share/		https://wiki.company.local/w /mounted_ share/Sales/Info/glossary.pdf

- **Use simple autocomplete:** forces a more compact autocomplete (1-column Sales thumbnail preview).



- **Automatically set language filter:** This setting applies to multi-languageSalesIt returns seearch results for a user only in the user's language. Users can set their language in their [preferences](#).
- **Exclude patterns:** Files at external file locations can be excluded from search based on regular expression patterns.

BlueSpiceExtendedStatistics

- **Exclude these users:** Some user groups, like WikiSysop can skew the statistics, for example the statistics for search queries or because they complete automated maintenance tasks. These types of user groups can be excluded from the statistical results.
- **Maximum number of interval steps:** Sets the size of the x-axis for the results. For a few days, select the interval *Day* or *Calendar Week*, for periods over one year, select *Year* or *Month*. If you do not get any results for your query, try to adjust the interval accordingly.

BlueSpiceInsertCategory

- **Insert category with its parents**
- **Set page categories as default in upload dialog**

BlueSpicensertLink

- **Allow unmapped links**

- **Allowed locations for external files**
 - Filesystem prefix
 - Web accessible prefix:

BlueSpicePageTemplates

- **Force target namespace:**
- **Hide default templates:** Hides the default *Empty page* template.

BlueSpicePermissionManager

- **Backup limit:** Sets the number of backups for the permissions manager. Each time the page *Special:PermissionManager* is saved, a backup is created. If the backup limit is set to 5, the last five versions of the permissions configuration are saved as backups.

BlueSpiceRSSFeeder

- **URL whitelist:** RSS feeds need to be whitelisted here by an administrator before they can be displayed in a wiki page.
- **Maximum number of allowed redirects:** If there are URL redirects for any of the whitelisted URLs, the number of redirects needs to be adjusted (usually to 1 or 2).

Administration

URL whitelist

https://blog.bluespice.com/feed/ × https://blog.hallowelt.com/feed/ ×

Maximum number of allowed redirects

– 0 +

RSS Feed settings

BlueSpiceReaders

- **Number of readers to display:** Sets the number of readers that are displayed on the Page information in the Quality management tools.

Page information
Here you find information related to the page. You can check its quality and up-to-dateness and see how it relates to other pages in the wiki.

Last edit: one month ago
Last editor: Rodrigue
Number of views: 13315

Templates used on page
BSExtensionInfobox

Similar pages
BlueSpiceTagCloud BlueSpiceInsertFile BlueSpiceCategoryManager InsertImage
Extension/VisualEditor ServiceCenter BlueSpiceTagSearch BlueSpiceInsertLink PastelImage

Categories
BlueSpice free Extension

Readers of this page

- WikiSysop
- LukasHoenig
- FlorianFuessl

Authors of this page

- WikiSysop (Original author)
- Mlink-rodrigue (Editor)
- Fbaeckmann (Editor)
- Lsireta (Editor)
- RichardHeigl (Editor)
- P technik (Editor)
- IdaK (Editor)
- Angelika (Editor)

page readers

BlueSpiceSaferEdit

- **Interval for lookup for concurrent editings:** Sets the time in seconds for checking if another person is editing the page.
- **Show name of current editor:** Shows or hides the name of the user who is currently editing the page.

BlueSpiceUEModuleBookPDF

- Table of Contents
 - *Only article titles (indent by grade):* Only shows the article titles in the main contents table of the PDF.

Table of contents	
1 Introduction	3
2 Wiki pages model	4
3 User rights	7
3.1 Group manager	15
3.2 Permission manager	18
3.3 User manager	24
4 Namespace manager	28

PDF table of contents without article TOCs

- *Embed article TOCs (No indent of article titles):* Shows the table of contents for each article in the main contents table of the PDF.

Table of contents	
1 Introduction	5
2 Wiki pages model	6
1 The pages modell	6
2 Page types	6
2.1 Special page	6
2.2 Content page	7
2.3 Wiki page	7
2.4 Category page	8
2.5 File / image (description) page	8
3 User rights	9
3.1 Group manager	17
1 Accessing the group manager	17
2 Functionality	18
3 Assigning roles and users to groups	18

Embed article TOCs

BlueSpiceUEModuleHTML

- **Hide namespace prefix in PDF:** If activated, the namespace is shown in the HTML main heading.

Note: If the page contains a "displaytitle" tag in the page source, the page display title is shown and this setting has no effect.

BlueSpiceUEModulePDF

- **Hide namespace prefix in PDF:** If activated, the namespace is shown in the PDF main heading for a page.

Manual:Extension/BlueSpiceGroupManager	
Contents	
1 Accessing the group manager	1
2 Functionality	1
3 Assigning roles and users to groups	2
4 Related info	2

namespace in heading

Note: If the page contains a "displaytitle" tag in the page source, the page display title is shown and this setting has no effect.

BlueSpiceUniversalExport

- **Metadata (standard, JSON):** Additional data to be passed to the rendering template in JSON format. This data can be used in the export template. The template itself is maintained server-side.
- **Metadata (override, JSON):** Allows overriding standard data sent to the rendering template in JSON format. Values that are set by default can be overridden with this option.

BlueSpiceVisualEditorConnector

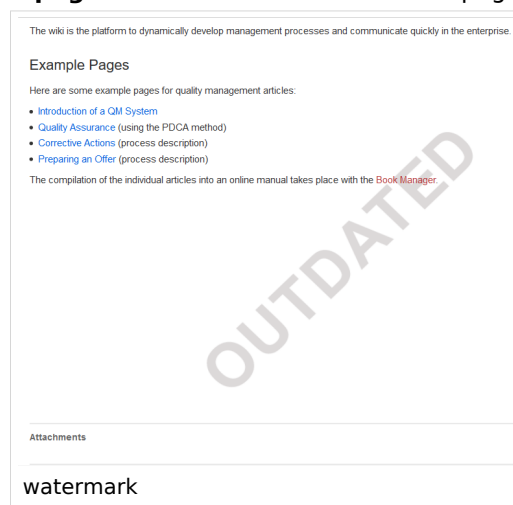
- **Enable VisualEditor for BlueSpice extensions**
- **Configuration variable to use a simplified save process**
- **Upload type**
 - Original (Here a confirmation of the rights of use/upload is obtained, file name and namespace of the file can be changed, a category can be assigned and a description of the file MUST be given).
 - Simple (No confirmation of required rights is obtained here, the name and namespace of the file can be changed, a description and a category can be assigned, but does not have to be specified)
 - One click (No confirmation about required rights is obtained here, the image cannot be renamed and no category can be assigned. Only the namespace can, but does not have to be adjusted before uploading)

BlueSpiceWholsOnline

- **Time in seconds until a user is marked as offline:** The system checks every x seconds if a user logged out and no longer displayed as online. This can be less frequent than the update interval for newly logged-in users.
- **Update interval in seconds:** The system checks every x seconds for users.

BlueSpiceExpiry

- **Show watermark for expired pages in PDF:** Shows the watermark for expired pages in PDFs.
- **Show watermark for expired pages in print version:** Shows the watermark for expired pages when a page is printed.
- **Show watermark for expired pages:** Shows a watermark on the page itself.



BlueSpiceReview

- **Only the owner of a review can change it:** If this is unchecked, any user with edit rights can update a workflow.

BlueSpiceReviewExtended

- **Workflow will be added to page history:** This enables that workflow votes are listed under the page history with the corresponding version.

• (cur | prev) 15:00, 17 September 2019 FB Fbaeckmann (talk | contribs | block) m... (802 bytes) (+5) .. (Text replacement - "[*edition=BlueSpice* |*active*" to "[*edition=BlueSpice free* |*active*")

1. 👁 Mlink | 14:22, 9 December 2019 | Type: Flagging | "*Rodrigue*: first reviewer ⇒ *Mlink*: Everything is correct."
2. 👁 Helpdesk | 14:47, 9 December 2019 | Type: Flagging | "*Rodrigue*: all content ⇒ *Helpdesk*: Info about configuration is incorrect. Get with John from It. He should have the latest info."

[Reviewed: 14:22, 9 December 2019 | Mlink]

workflow log entries in page history

BlueSpiceFlaggedRevsConnector

Export

The export settings affect how the pages of a book are generated in the PDF export.

- **Bookshelf: List accepted revisions log:** Shows a log of stable page versions of pages in the PDF and when these pages were put into accepted status. If editors did not provide a comment when accepting the page, the *Stable comment* field for a revision is empty.

Stable date	Page	Stable comment
18.11.2019	Permission matrix	
18.11.2019	Permission matrix	
15.11.2019	Wiki pages model	
14.11.2019	Permission manager	
14.11.2019	Group manager	

accepted revisions log

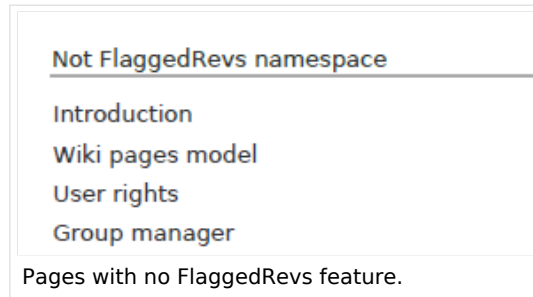
- **Bookshelf: List pages without stable revision:** Displays a list of PDF pages at the beginning of the PDF that only exist as a first draft and have no released version.

Not stable pages

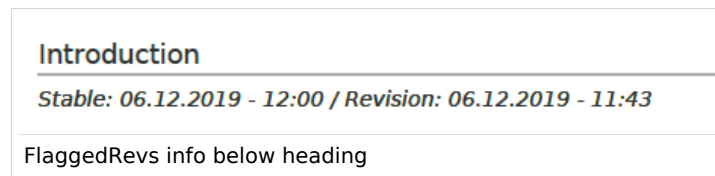
QM:Checklists

Pages without acceptance feature

- **Bookshelf: List pages without FlaggedRevs:** Displays a list of PDF pages that do not have a release mechanism at the beginning of the PDF.



- **UEModulePDF: Show FlaggedRevs info below main heading:** Prints the latest revision dates (last acceptance and last edit date) below the heading.



Quality assurance

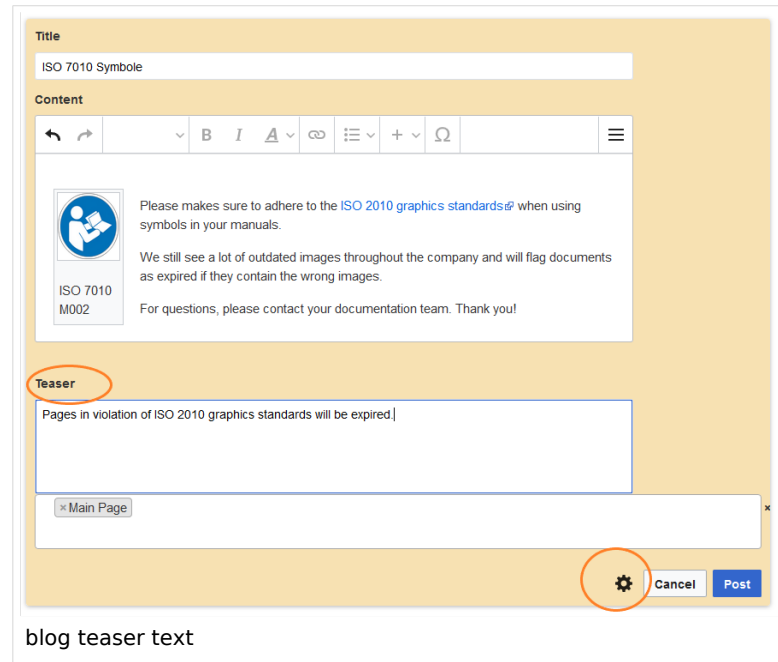
- **Automatically set the page to stable, when the workflow was finished successfully:** The workflow ends with setting the page status to stable. (this setting is available until version 3.1)
- **Automatically delete the workflow, when a page was marked as stable:** The workflow is deleted.
- **Show unstable pages for following groups:** If the group *user* is removed from the *BlueSpiceFlaggedRevs* configuration, users in this group will not be able to see draft versions when they are added as reviewers in a review process. When the group *user* is removed, only *sysop* and *reviewer* users can access drafts. If you want other groups, for example *editor*, to see draft versions, you need to add them to the configuration. If no user groups are specified in the configuration field, not even reviewers and sysops users will see a visual status indication of a page. They will have access to drafts through the revision history for the page instead.

Searching and Navigation

- **Indexing only stable versions:** Draft versions are excluded from the search results. If a page does not have a stable version, it is not shown as a search result.


BlueSpiceSocialBlog

- **Use teaser text for blog entries in the timeline:** When you create a blog entry, you can create a teaser text for it by clicking the cogwheel symbol in the blog entry form. If this setting is active, the teaser text will be shown on the page *Special:Timeline* instead of the first part of the content.

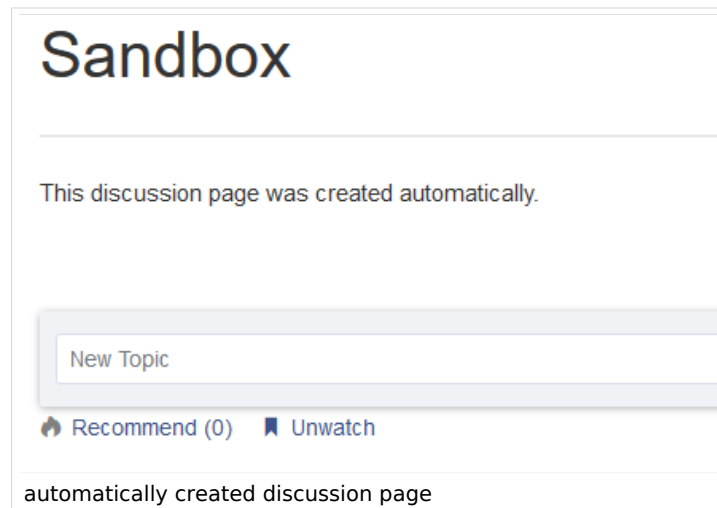


BlueSpiceSocialTopics

- **Automatically create all discussion pages.** If a user creates the first discussion topic for a page using the link in the page footer of a wiki page, the needed discussion page is automatically created first.



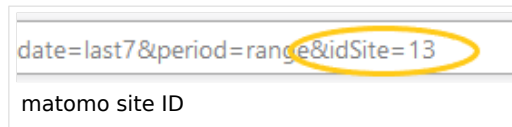
A message "This discussion page was created automatically" is inserted on the discussion page.



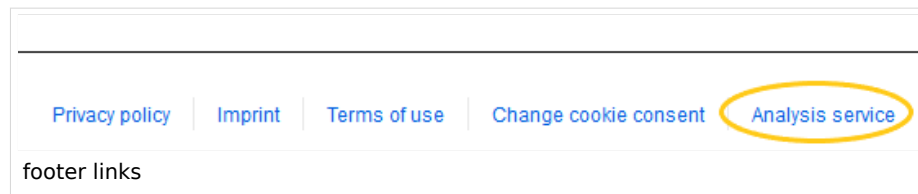
If this setting is deactivated, the user is directed to the "Create page" default page first

BlueSpiceMatomoConnector

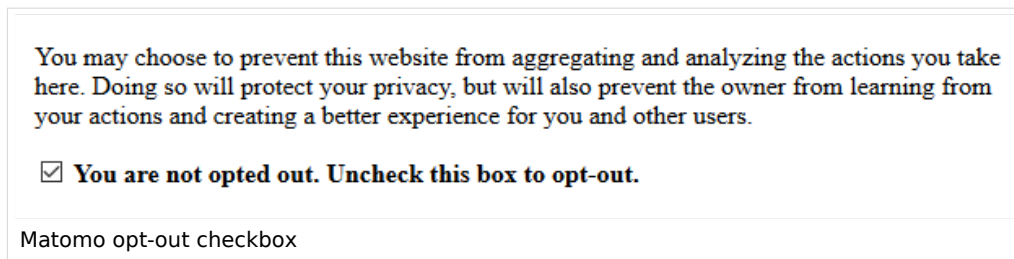
- **Site ID:** Matomo ID of the wiki. You can find the site ID as a url parameter in the browser address bar when you are logged into Matomo.



- **Base url:** The url to your Matomo installation.
- **Show opt-out link in footer:** Displays a link in your wiki footer, usually named *Analysis service*.



On the Analysis service page, there is a checkbox that allows a user to opt-out from being tracked for analysis purposes.



Related info

- [Reference:ConfigManager](#)

Manual:Extension/ExtendedSearch

Redirect to:

- [Manual:Extension/BlueSpiceExtendedSearch](#)

Reference:BlueSpiceExtendedStatistics

Extension\ : BlueSpiceExtendedStatistics

Overview			
Description:	bs-statistics-desc		
State:	stable	Dependency:	BlueSpice
Developer:	HalloWelt	License:	GPL-3.0-onlyProperty "BSExtensionInfoLicense" (as page type) with input value "</br>GPL-3.0-only" contains invalid characters or is incomplete and therefore can cause unexpected results during a query or annotation process.
Type:	BlueSpice	Category:	Reporting
Edition:	BlueSpice pro, BlueSpice Farm, BlueSpice Cloud, BlueSpice free (deactivated)		
View help page			

Features

ExtendedStatistics provides an analytic view of many relevant parameters on the wiki, providing wiki administrators better insight into the usage of the wiki.

ExtendedStatistics can be accessed from the page *Special:ExtendedStatistics*.

It offers analysis of many aspects of wiki, like:

- Number of users.
- Number of pages.
- Edits per user.
- Search queries and more.

This data can be filtered:

- By defining the period (from and to date).
- Granulation (interval to show on diagram - day, week, month, year).
- Type (absolute, aggregate and list modes).
- Additional filters depending of the data being represented.

Some aspects of this extension can be configured with the [Config manager](#), under *ExtendedStatistics*. Here, wiki administrators can configure:

- the users to exclude from statistical analysis

- the maximum number of interval steps

Technical Information

This information applies to BlueSpice 3 . Technical details for BlueSpice cloud can differ in some cases.

Requirements

MediaWiki: 1.31
BlueSpiceExtendedSearch: 3.2

- BlueSpiceFoundation: 3.2

Integrates into

- BlueSpiceExtendedSearch
- BlueSpiceExtendedStatistics

Special pages

- ExtendedStatistics
- ExtendedStatisticsSnapshots

Permissions

Name	Description	Role
extendedstatistics-viewspecialpage-aggregated	right-extendedstatistics-viewspecialpage-aggregated	admin, maintenanceadmin
statistic-viewspecialpage	right-statistic-viewspecialpage	admin, maintenanceadmin

Configuration

Name	Value
StatisticsAvailableGrains	array ('Y' => 'bs-statistics-year', 'm' => 'bs-statistics-month', 'W' => 'bs-statistics-week', 'd' => 'bs-statistics-day',)
StatisticsExcludeUsers	array (0 => 'WikiSysop',)
StatisticsMaxNumberOfIntervals	366

API Modules

- [bs-statistics-available-diagrams-store](#)
- [bs-statistics-search-options-store](#)
- [bs-statistics-tasks](#)

Hooks

- [BSUsageTrackerRegisterCollectors](#)
- [BeforePageDisplay](#)
- [LoadExtensionSchemaUpdates](#)
- [SkinTemplateOutputPageBeforeExec](#)