

Contents

Manual:Extension/BlueSpiceExtendedStatistics

A [quality version](#) of this page, [approved](#) on *6 August 2021*, was based off this revision.

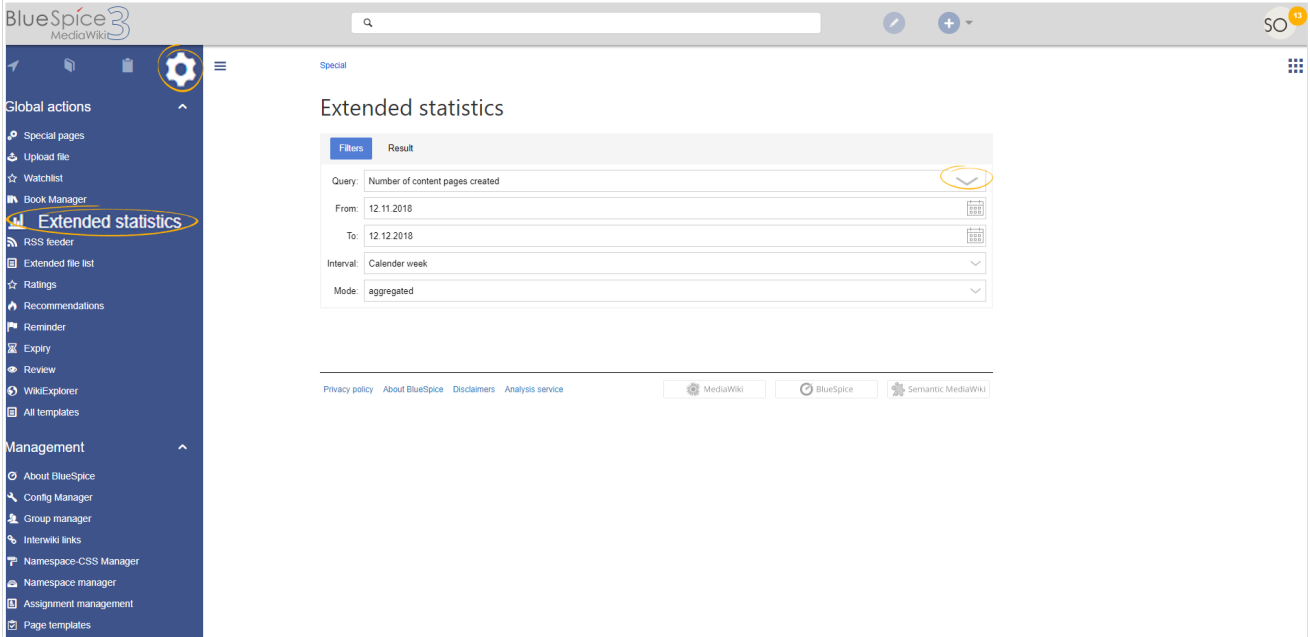
The extension **ExtendedStatistics** provides an analytic view of many relevant parameters on the wiki, providing wiki administrators better insight into the functioning of the wiki.

Contents

1 Where to find Extended statistics	3
2 Choosing a data source	3
3 Choosing filters	3
4 Display settings	4
5 Viewing the results	4
6 Chart export	5
7 Data export	5
7.1 Maintenance script	5
7.2 Usage	5
7.3 Script configuration	6
7.4 Example contents	6
8 Configuration	7
9 Related info	7

Where to find Extended statistics

The navigation link *Extended statistics* in the tab Global actions loads the page *Special:ExtendedStatistics*.



Extended statistics navigation link

Choosing a data source

ExtendedStatistics can show data for multiple aspects of the wiki. Available data sources are:

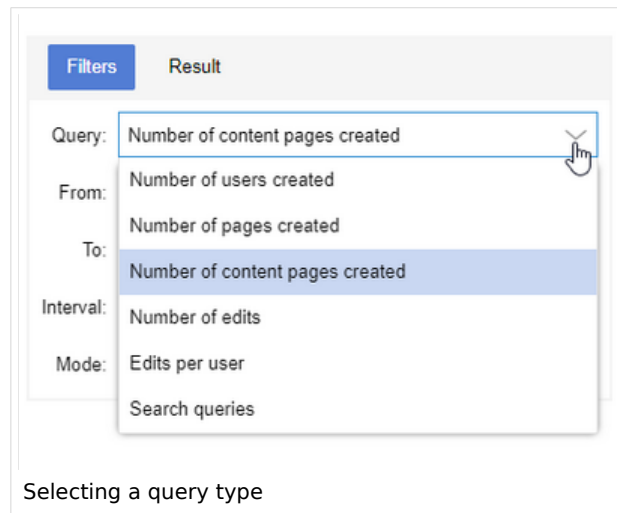
- *Number of users*: All the users that registered in the period chosen
- *Number of pages*: All pages created in the period chosen.
- *Number of content pages*: All articles in content namespaces created in the period chosen
- *Number of edits*: All edits carried out in the period chosen
- *Edits per user*: Number of edits per user in the period chosen
- *Search queries*: All terms users searched for in the period chosen. Only available if [BlueSpiceExtendedSearch](#) is installed.

Choosing filters

General filters:

- From - Date from which to display data
- To - Date to which to display data

Some data sources may have additional filters available, like for data sources based on wiki pages, namespace filter is available.



Display settings

The display of the results is determined by the following settings:

- Interval - grain of the diagram - determines which time unit will be used to group the data.
- Mode - display type:
 - Absolute - shows changes in data for the given period
 - Aggregate - shows running total for the data source choosen
 - List - shows data in tabular view - only available for search statistics

Note: Depending on the selected time period, the interval has to be set accordingly. For, example if you look for data between 02.06. and 03.06. for the same year, the interval setting "Year" will not return any data. Change the interval to "Week" or "Day" to return results.

Viewing the results

Once all the filters and options are set, click on the *Results* tab to show the resulting data.

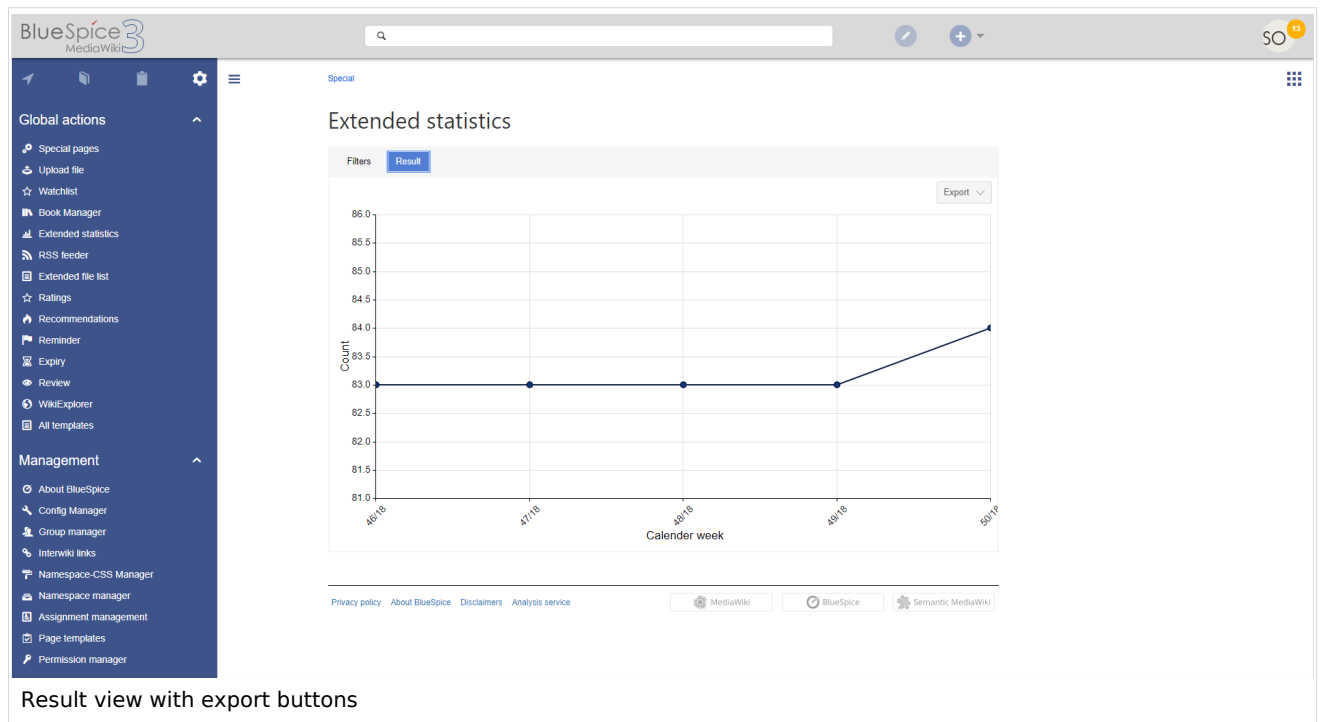


Chart export

In results view there is an *Export*-button that allows the user to export and download the currently displayed chart as SVG.

Data export

Maintenance script

A `php` maintenance script will be provided on the following location:

```
<mw-root>/extensions/BlueSpiceExtendedStatistics/maintenance/ExportCollection.php
```

Usage

This script must be called on the command line of the server. It takes the path of a configuration file in `JSON` format.

Example

```
php <mw-root>/extensions/BlueSpiceExtendedStatistics/maintenance/ExportCollection.php \  
--config=<path-to-file>/myConfig.json \  
--exportto=/tmp/myExport.xslx
```

Params

- `--config` - path to config file

- `--exportto` - path to the file, the data gets exported to. Note that variable file formats are `xml`, `xmlx` and `csv`

Script configuration

The script configuration will take the same parameters as the API, which is used on Special:ExtendedStatistics.

Params

- `aggregate`
- `filter`

Example contents

The following examples show the content of the JSON file provided to `--config`.

"Page views" aggregated by date over 1 year

```
{
  "aggregate": [
    {
      "property": "timestampcreated",
      "type": "daily",
      "targets": [
        "pagetitle",
        "numberhits",
        "numberhitsaggregated"
      ]
    }
  ],
  "filter": [
    {
      "property": "type",
      "type": "string",
      "value": "hitcounter",
      "comparison": "eq"
    },
    {
      "property": "timestampcreated",
      "type": "date",
      "value": "20200707120000",
      "comparison": "gt"
    },
    {
      "property": "timestampcreated",
      "type": "date",
      "value": "20210707120000",
      "comparison": "lt"
    }
  ]
}
```

"Review by namespaces" aggregated by namespace over 1 year:

```
{
  "aggregate": [
    {
      "property": "namespace",
      "type": "string",
```

```
    "targets": [
      "ongoingpages",
      "expiredpages",
      "notrunningpages",
      "ongoingpagesaggregated",
      "expiredpagesaggregated",
      "notrunningpagesaggregated"
    ]
  },
  "filter": [
    {
      "property": "type",
      "type": "string",
      "value": "reviewedpages-ns",
      "comparison": "eq"
    },
    {
      "property": "timestampcreated",
      "type": "date",
      "value": "20200707120000",
      "comparison": "gt"
    },
    {
      "property": "timestampcreated",
      "type": "date",
      "value": "20210707120000",
      "comparison": "lt"
    }
  ]
}
```

Configuration

In the [Config manager](#), you can change the following settings:

- **Exclude these users:** Some user groups, like WikiSysop can skew the statistics, for example the statistics for search queries or because they complete automated maintenance tasks. These types of user groups can be excluded from the statistical results.
- **Maximum number of interval steps:** Sets the size of the x-axis for the results. For a few days, select the interval *Day* or *Calendar Week*, for periods over one year, select *Year* or *Month*. If you do not get any results for your query, try to adjust the interval accordingly.

Related info

- [Reference:BlueSpiceExtendedStatistics](#)