

Contents

| |
|--|
| |
|--|

Manual:Extension/BlueSpicePageAssignments

A [quality version](#) of this page, [approved](#) on *5 May 2021*, was based off this revision.

The extension **PageAssignments** allows users with assignment rights to assign other users to a page.

Contents

| | |
|------------------------------------|---|
| 1 What are page assignments? | 3 |
| 1.1 Characteristics | 3 |
| 2 Assigning a page | 3 |
| 3 Assignment management | 4 |
| 4 Secured page assignments | 5 |
| 5 My assignments | 5 |
| 6 Related info | 5 |

What are page assignments?

Page assignments are a quick way of giving one or more users informal responsibility and ownership of a page. They are very similar to a [watchlist](#). A user can add a page to their watchlist themselves, but assignments are made by other users.

Page assignments do not change the behavior of the page or grant special rights on a page. For example, the page does not get locked for editing when it is assigned to another user. It is rather a simple mechanism to have users "take a look" at a page. If the feature [Read confirmation](#) is activated for a namespace, assigned users have to confirm with a checkbox on the page that they have read the page.

Characteristics

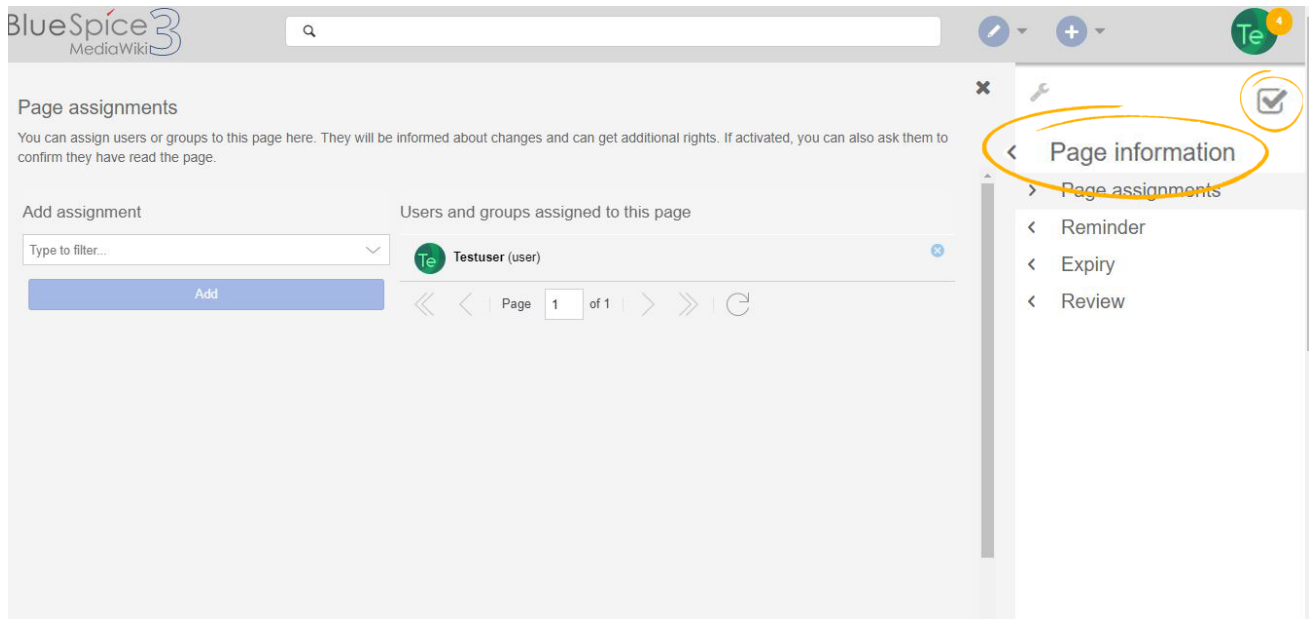
- **Notifications** are sent to assigned users when their page assignment is changed. (This can be deactivated in the user preferences.)
- **Transparency:** Assigned users are listed in the QM tools panel of the page
- **Assignment management:** ([Special:ManagePageAssignments](#))
- **Quick access** from the user profile menu
- **Read confirmation:** page shows a read confirmation checkbox for assigned users (optional)

Assigning a page

To assign pages to other users, you need the appropriate rights. These are assigned via the roles *reviewer* and *maintenanceadmin*. Although users with *read* permissions can be assigned to a page, they cannot make changes to the page.

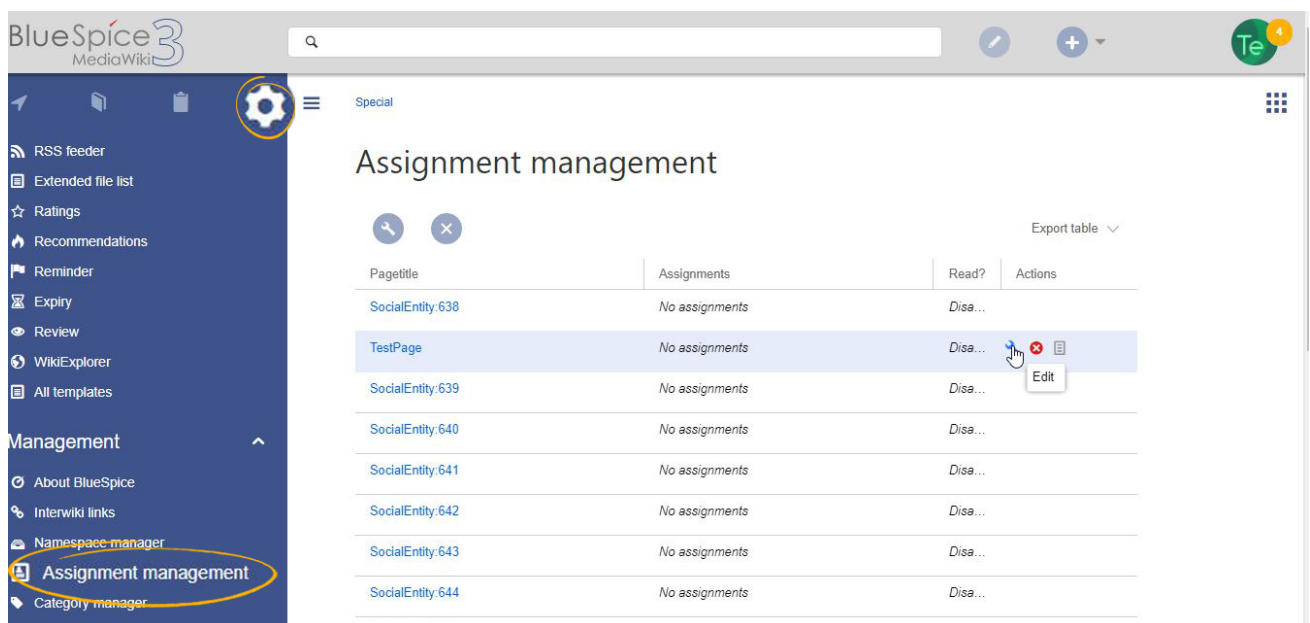
To assign a user or a group to a page:

1. **Click** on *Page assignments* in the *Quality management* toolbar.
2. **Type** a user or group name in the assignments text box. You will get automatic suggestions based on your entry.
3. **Click** the *Add* button.
4. **Add** more users or groups (optional).



Assignment management

Users with assignment rights can see a list of all pages that have assignments. This page (*Special:ManagePageAssignments*) can be loaded from the navigation menu under *Global actions* > *Management* > *Assignment management*

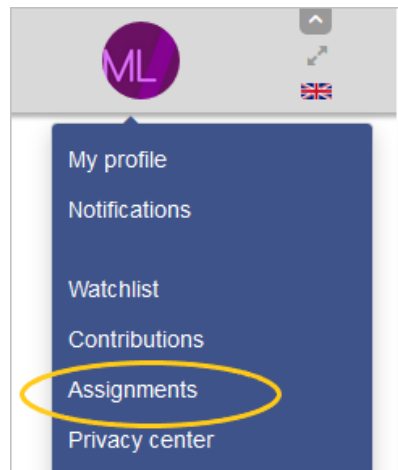


Secured page assignments

In the [namespace manager](#) you can configure that page assignments are secured. If a page is created in such a namespace, the page is only editable for users that are assigned to this page. This means that every new page should be created by a user with *reviewer* or admin *rights*, because only these roles have the necessary rights to make the assignment. If a page is created in this namespace by a user with *edit* rights, this page cannot be edited further by this user, unless he/she is assigned by a to the page.

My assignments

Every user can view the pages they are assigned to by clicking on "Assignments" in their personal menu (by clicking on their image in the upper right corner).



Related info

- [Reference page](#)