

Manual:Extension/Echo

A [quality version](#) of this page, [approved](#) on *3 December 2019*, was based off this revision.

The notifications system alerts users about all important changes in the wiki. Since notifications are sent for many events, users can set when and how often they want to receive these notifications and for what events.

Contents

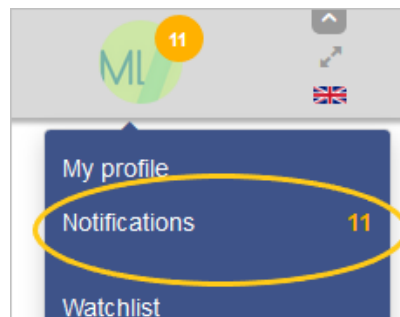
1 Features	2
2 Viewing notifications	2
3 Notification preferences	3
3.1 Email options	4
3.2 Notify me about these events	4
3.3 New message indicator	4
3.4 Notifications on namespace events	4
3.5 Notifications on categories	4
3.6 Review	4
4 Related info	5

Features

Feature	Description
Email	Notifications can be sent by email
Notifications page	Notifications can be displayed in the Notifications page of the wiki. This functionality is provided by the MediaWiki extension <i>Echo</i> .
Icon	An icon appears next to the profile menu with the number of messages that are still unread.
Configuration	Registered users can configure the notifications settings in the <i>Notifications</i> tab of the <i>Preferences</i> page.
Sysop notifications	If a new user logs in via the registration form, a notification is sent to sysop users.
Exclusions	Users are not notified of their own changes.
Extensions	Additional notifications are supplemented by extensions, such as <i>Review</i> or <i>Read confirmations</i> .
Permissions	Users are only notified of changes on pages for which they have <i>read</i> permissions.

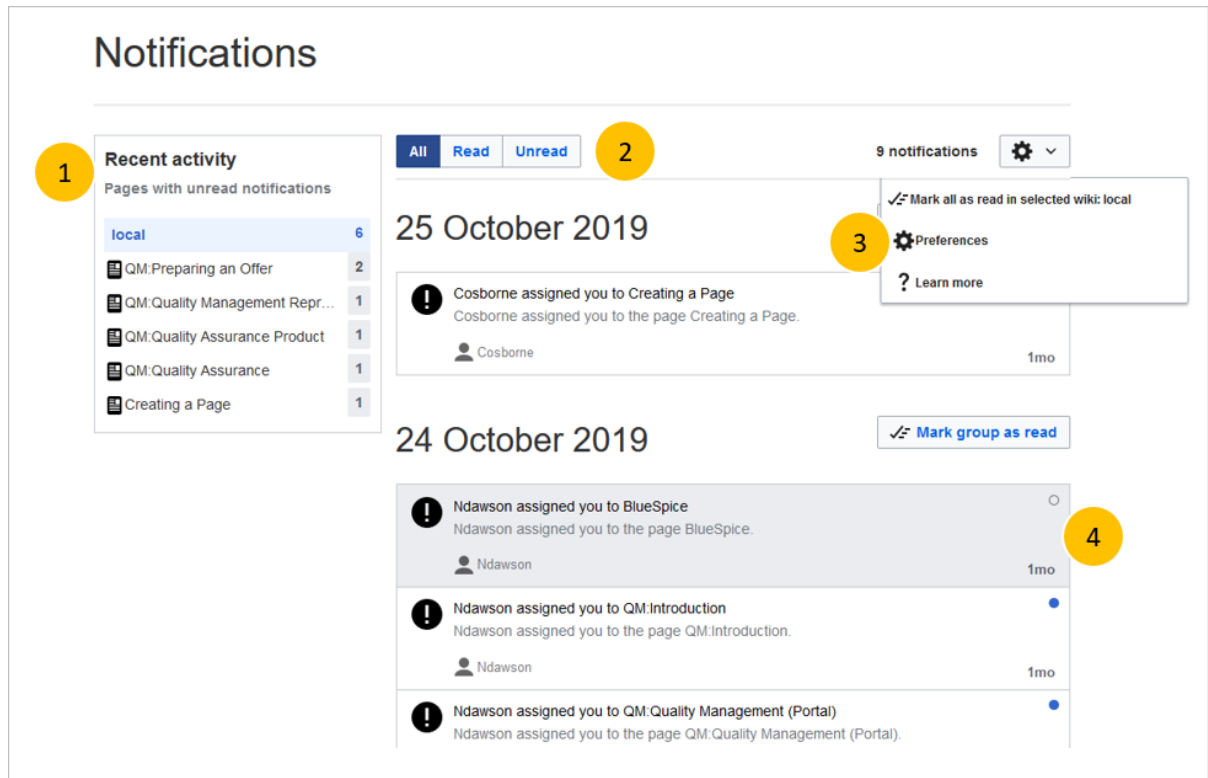
Viewing notifications

To view your notification preferences, **click** *Notifications* in the user profile menu.



This opens the notifications page. The notifications page has the following functionality:

- **1 - Notification filter:** The filter menu lists notifications by pages. Clicking on a page name shows only the notifications for that page.
- **2 - Notification status filter:** You can show all notifications as well as read or unread notifications.
- **3 - Settings menu:** Here, you can go to the preferences page to limit the types of notifications you want to receive.
- **4 - Notification:** Clicking on a notification marks it as read. Alternatively, you can click on the blue status icon. Read notifications are marked with a dark background and an empty status icon.

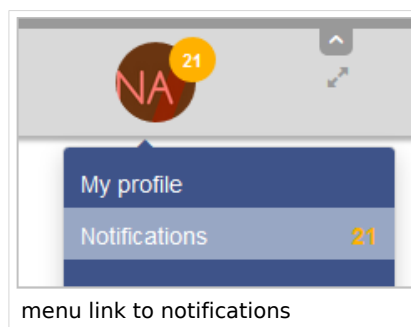


Notification preferences

To configure which notifications you want to get, click on *Preferences* in the *Settings* menu (3).

Here you can set how and when you would like to receive notifications in email and/or in the notifications area of your user profile (Web notifications). If you haven't received email notifications yet, make sure that your email address has been verified. This information is available in the *User profile* tab, under the section *Email options*.

To view your Web notifications, go to your User profile menu and select Notifications.

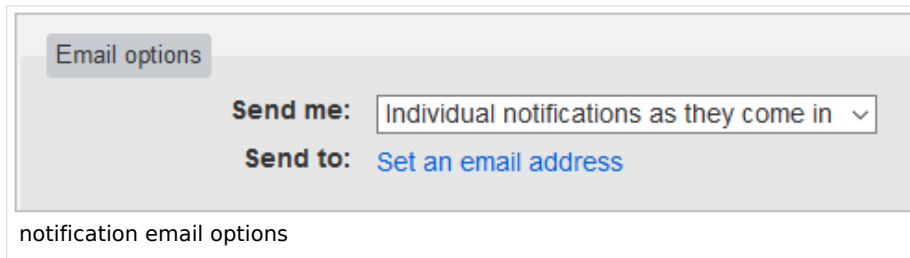


The user profile image in the main toolbar and the *Notifications* menu item show the number of new notifications. Notifications can set for a variety of events, such as new assignments or reminders. You can also select to be notified about changes only in certain namespaces or categories.

To configure which notifications you want to get, click on *Preferences* in the *Settings* menu (3).

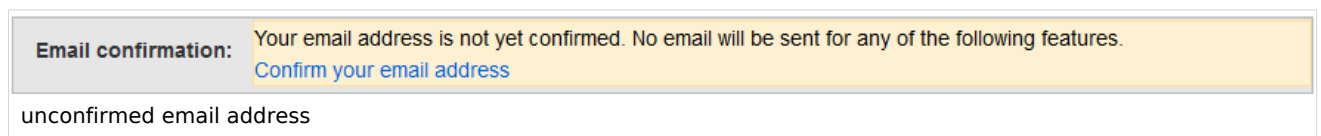
Email options

You can specify how often you receive emails: *never*, *immediately*, *daily*, or *weekly*.



notification email options

If you unexpectedly don't receive emails for notifications, check under the *User profile* tab to make sure that you have already confirmed your email account.



unconfirmed email address

Notify me about these events

Notifications can be displayed in the Notifications page of the wiki. This functionality is provided by the MediaWiki extension *Echo*.

New message indicator

This setting currently has no effect in BlueSpice. It is a configuration setting for the MediaWiki extension [Extension:Echo|Echo](#) (echo-show-alert).

Notifications on namespace events

Select for which namespaces you want to receive notifications.

Notifications on categories

Select for pages in which categories you want to receive notifications.

Review

- **Notify me about changes if I am the owner of a review:** Select if you want to be notified in email of any workflow changes of a review workflow if you are the owner of the review.
- **Notify me about changes if I am the reviewer of a review:** Select if you want to be notified in email of any workflow changes of a review workflow if you are the owner of the review.

Under the settings for *Notify me about these events*, you can set if and how you want to be notified if someone assigns a review task to you.

Related info

- [Reference:Echo](#)