

Contents

Manual:Flagged Revisions

The extension **FlaggedRevs** is a MediaWiki extension that activates an approval mechanism. New versions of a page are initially marked as drafts and remain so until a user with *review* rights approves the page.

Contents

1	What are page drafts?	3
2	Activating the acceptance feature	3
2.1	Existing pages	3
2.2	New pages	4
3	Accepting a page	4
4	Setting read permissions for drafts	6
5	Changes to embedded templates and files	8
5.1	Approving a resource	9
6	Settings for resources on approved pages	9
7	Effects on Semantic MediaWiki properties	10
8	Quality management overview	11
9	Related info	11

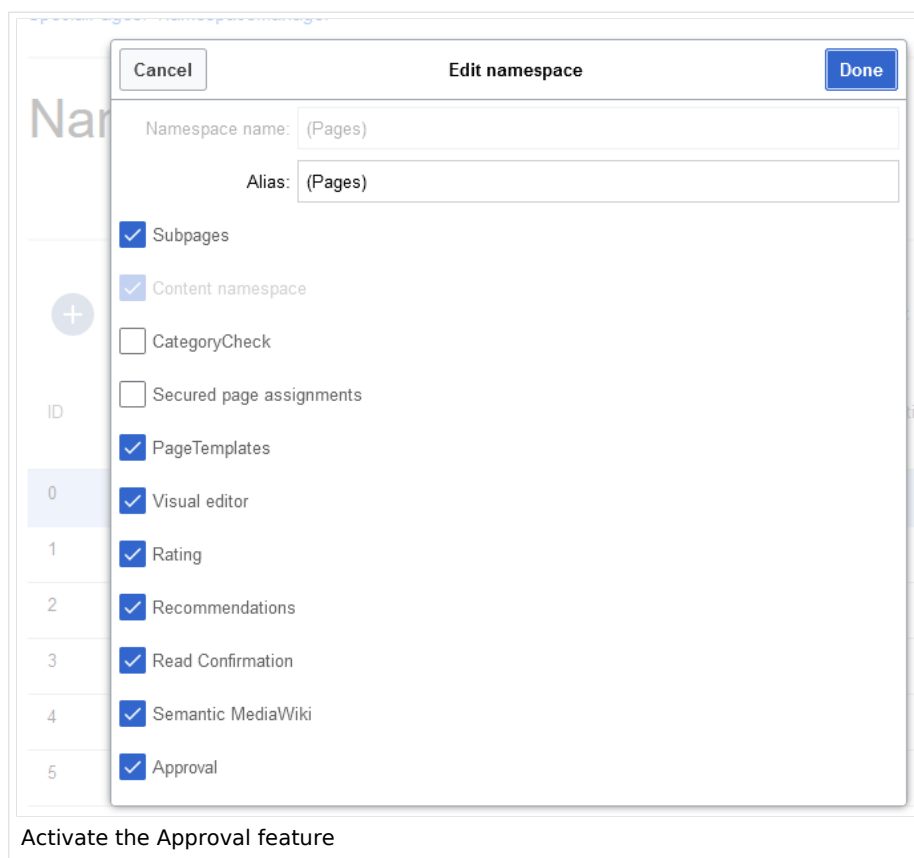
What are page drafts?

In BlueSpice, you can create draft versions of a page. After a page has been edited and saved in draft mode readers of the page will, by default, see the most recently accepted version of the page. This allows editors to work on a draft version until all changes "fit". The changes can then be approved by users with reviewer rights.

By default, all users can see the latest draft version by clicking on the status information of a page or by switching to the [version history](#). It is possible to limit view permissions of drafts to specific user groups.

Activating the acceptance feature

Activating the acceptance feature is done on the namespace level. A user with admin permissions activates the feature in *Global actions > Management > Namespace manager* for individual namespaces. The dialog window opens after clicking the edit icon (wrench) in the *Actions* column. Select *Approval* and click *Done*.



Existing pages

After activating *Approvals* for a namespace, all pages in the namespace are set into *first draft* mode.

There are no accepted versions of this page. 1

Test: Entwurfsseite Page Discussion

No categories assigned

Working with drafts

Last edited 1 second ago by WikiSysop Watch 2 This page is first draft

In progress.

Draft banner notice (1) and page status information in the status bar (2).

Each page in the namespace now displays a banner at the top of the page with the acceptance status (1) and a quick link to publish the page (2).

New pages

When a new page is created and first saved, it will automatically be visible to all users. Subsequent page edits will be collected in the draft version of the page. If a page is edited and saved multiple times while in draft mode, each edit gets logged in the version history:

- (cur | prev) 14:04, 4 November 2019 WikiSysop (talk | contribs | block) . . (1,332 bytes) (+486) . . (Tag: Visual edit) [pending review]
- (cur | prev) 14:03, 4 November 2019 WikiSysop (talk | contribs | block) . . (846 bytes) (+213) . . (Tag: Visual edit) [pending review]
- (cur | prev) 13:36, 4 November 2019 WikiSysop (talk | contribs | block) m . . (633 bytes) (+38) . . (Tag: 2017 source edit)

[Reviewed: 13:57, 4 November 2019 | WikiSysop | Everything looks correct.]

- (cur | prev) 12:45, 4 November 2019 WikiSysop (talk | contribs | block) . . (595 bytes) (+595) . . (Created page with "FlaggedRevs is an extension to the MediaWiki software that allows a wiki to monitor the changes that are made to pag..." (Tag: Visual edit)

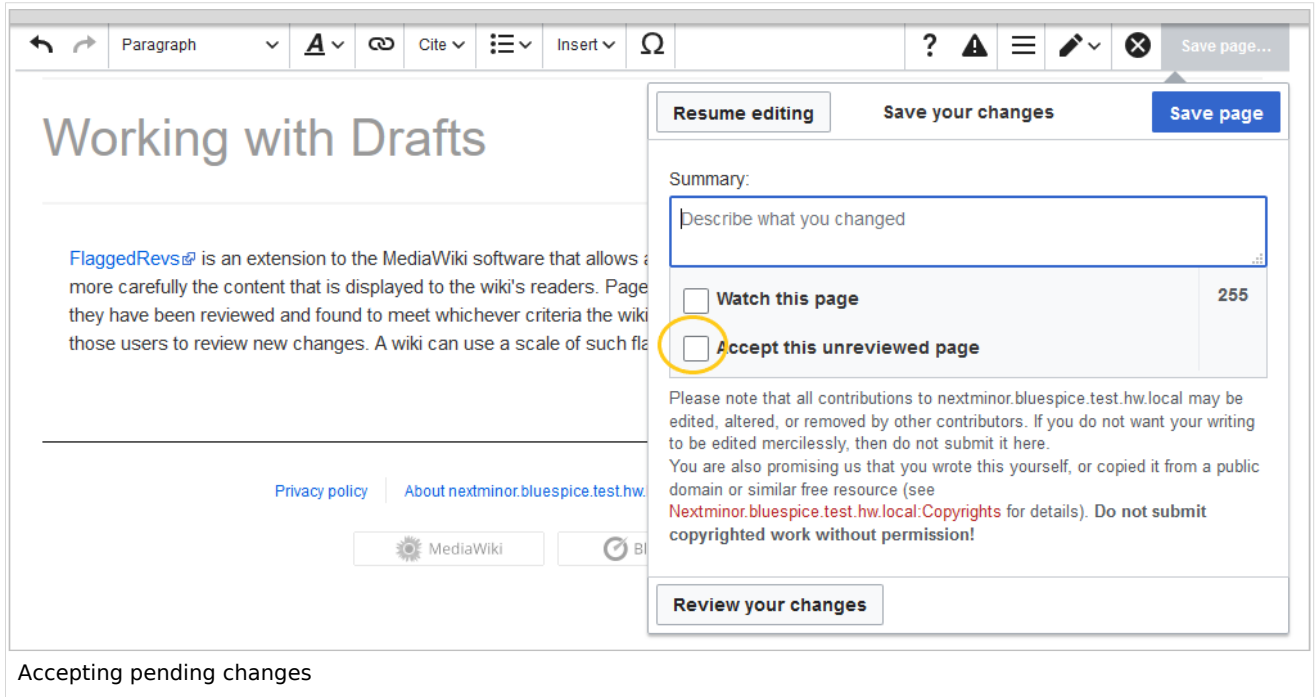
Compare selected revisions

Draft revisions

The revisions in draft status have a dotted border and are highlighted in orange. In addition, they are marked as *pending review*. These revisions can be compared before the pending changes of the page are accepted.

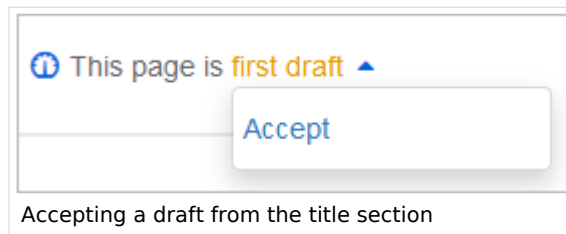
Accepting a page

Users with *review* rights can accept a draft page any time they save a page (*Accept this unreviewed page*):

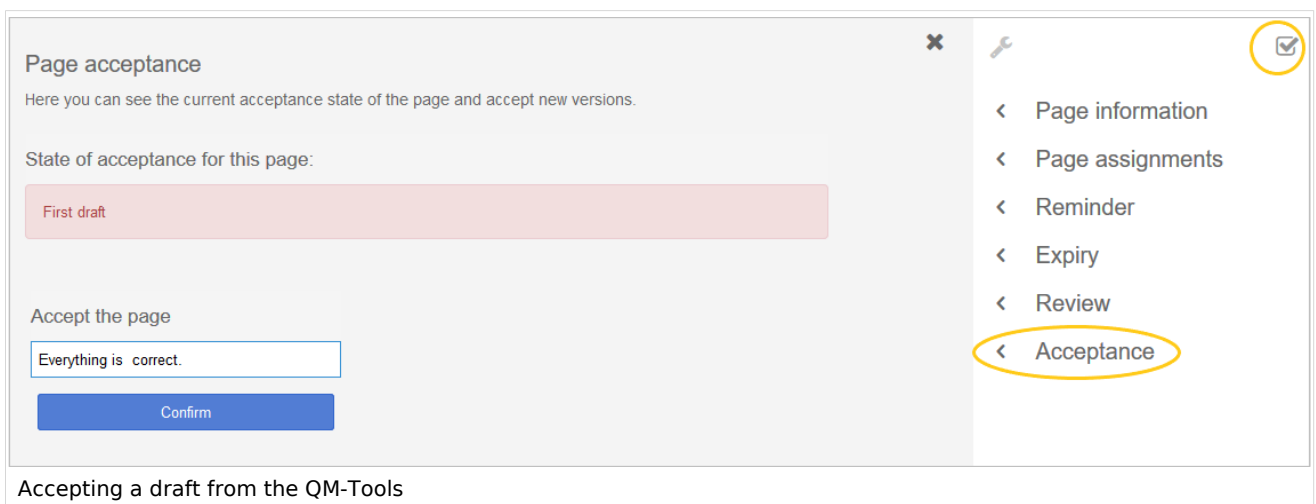


If the page is not accepted at this point, it can be accepted independently from the editing process.

A user with *review* rights can accept the page quickly with the review feature in the title section of the page. The draft message will display an arrow which includes the *accept* function:

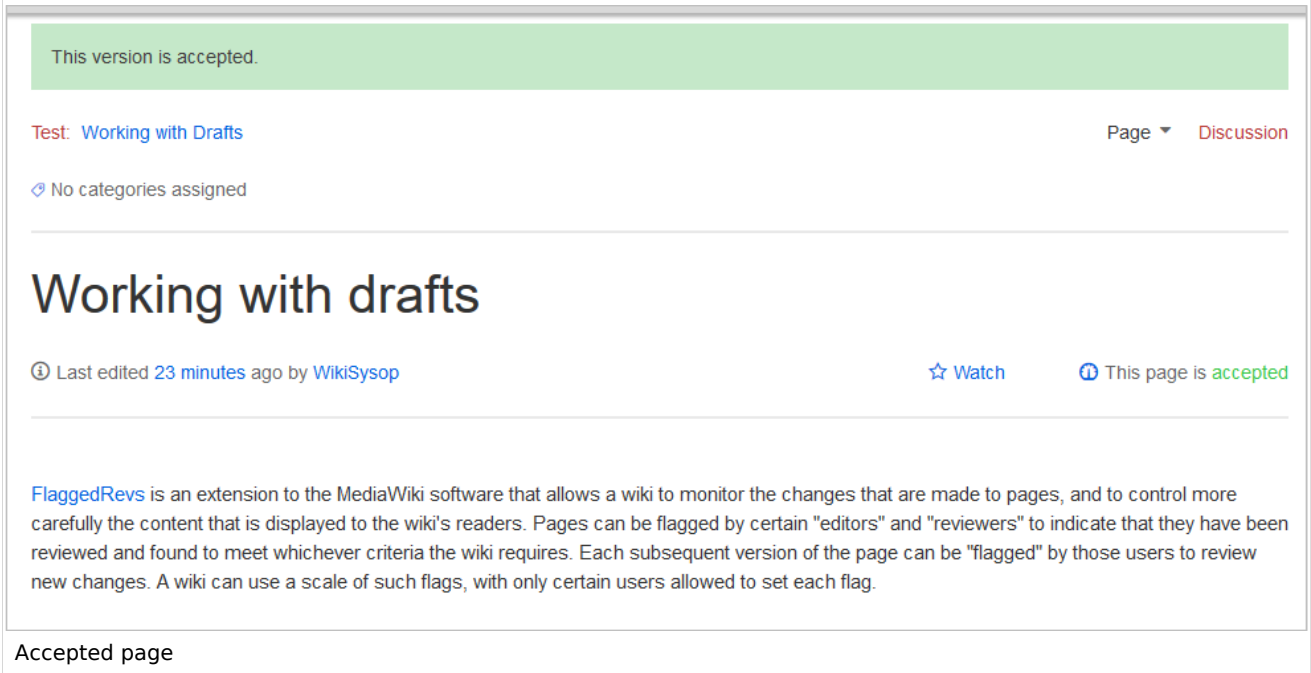


Alternatively, the reviewer can go to the Acceptance page in the Quality Management toolbar instead:



In both cases, the reviewer can leave a comment. This comment will then be shown in the version history of the page.

The page now shows the page version as accepted.



The screenshot shows a MediaWiki page interface. At the top, a green banner states "This version is accepted." Below this, the page title "Working with drafts" is displayed. To the right of the title, there are links for "Page" and "Discussion". Below the title, it says "No categories assigned". The main content area contains the text: "Last edited 23 minutes ago by WikiSysop" and "This page is accepted". A paragraph of text follows, explaining the FlaggedRevs extension. At the bottom of the page, it says "Accepted page".

Setting read permissions for drafts

By default, all users can see the drafts of a page, even readers.

To hide drafts from readers, the group *user* has to be removed from the configuration. An administrator deletes the group user from "Show unstable pages for the following groups" in *Global actions > Management > Config manager*.

Config Manager

Feature | |

- Export
- Skinning
- System
- Searching and Navigation
- Data analysis
- Personalization
- Book
- Content structuring
- Quality assurance
- Administration
- Editor

BlueSpiceChecklist

- Mark checklist changes as minor edit

BlueSpiceExpiry

- Show watermark for expired pages

BlueSpiceFlaggedRevsConnector

- Automatically set the page to stable, when the workflow was finished successfully
- Automatically delete the workflow, when a page was marked as stable

Show unstable pages for following groups

Warning: If the group *user* is removed from the *BlueSpiceFlaggedRevs* configuration, users in this group will not be able to see draft versions when they are added as reviewers in a review process.

When the group *user* is removed, only *sysop* and *reviewer* users can access drafts. If you want other groups, for example *editor*, to see draft versions, you need to add them to the configuration and save it:

BlueSpiceFlaggedRevsConnector

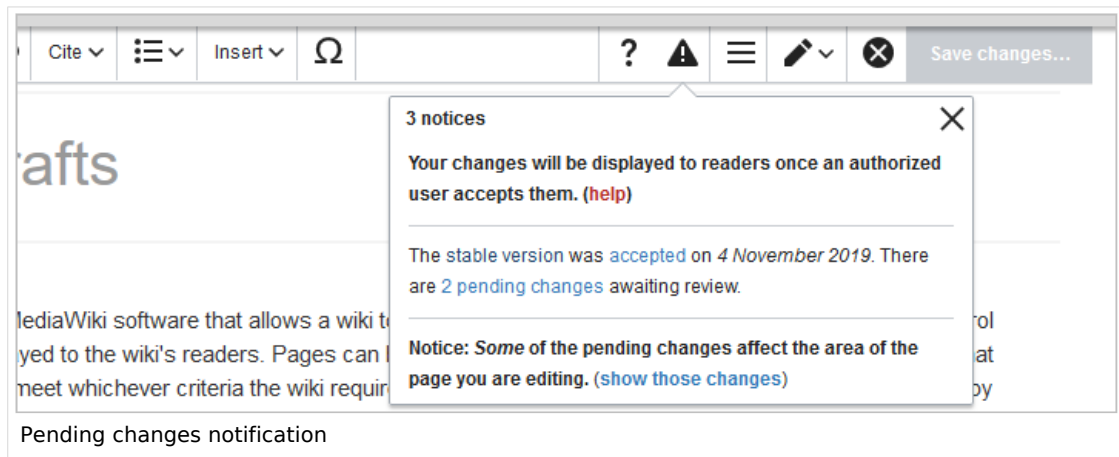
- Automatically set the page to stable, when the workflow was finished successfully
- Automatically delete the workflow, when a page was marked as stable

Show unstable pages for following groups

The two checkboxes *Automatically set the page to stable...* (checkbox is available until version 3.1.) and *Automatically delete the workflow...* determine what happens at the end of a workflow, if there is an active [Review](#) for a page. A page can be set to accepted status by a workflow and the workflow can be deleted after the page is marked as stable.

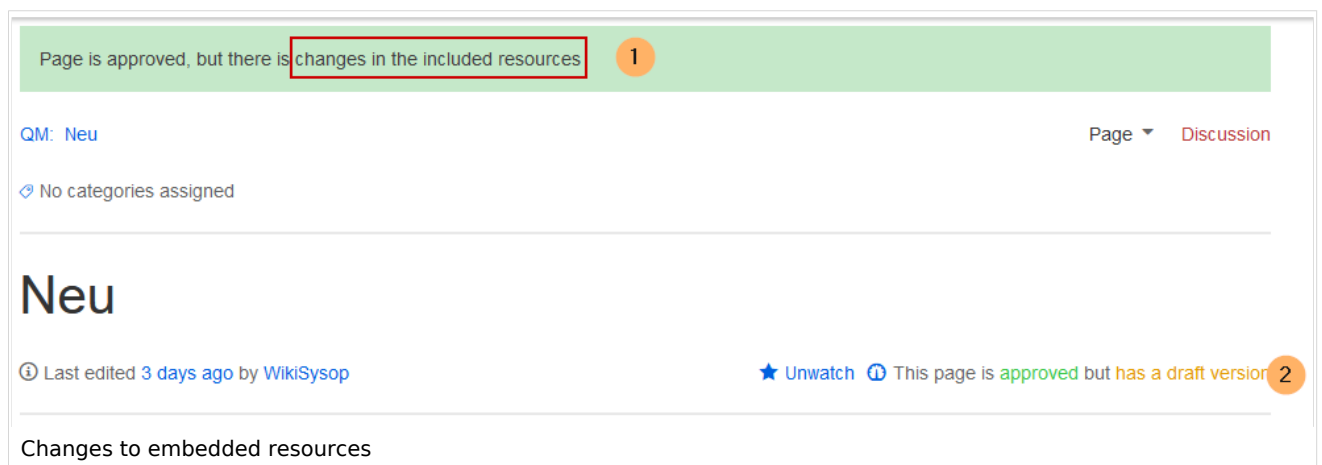
Note: If no user groups are specified in the configuration field, not even reviewers and sysops users will see a visual status indication of a page. They will have access to drafts through the revision history of a page instead.

Anyone with edit permissions will receive a notification that there are pending changes for the page when they access the page in edit mode:



Changes to embedded templates and files

If a page includes templates or files such as images or PDFs and there is a change to these files after the page has been approved, this will also be reflected in the status banner (1) and the QM status information in the title area (2).



If the embedded resources are located in a namespace without its own approval function, the version of the resource at the time of page approval is displayed in the approved version of the page. The draft version accordingly shows the most current version of the embedded resource. To approve the resource change, the page has to be approved again. This creates a new page version.

Approving a resource

Before approving the changed resource(s), you should check which resources are affected.

1. **Open** the quality management tools (1). Here you can see under Approval that there are changes to resources (2).
2. **Click** on a changed resource (3) to display the changes between the last two versions of the resource.
3. **Click** "*Review now*" (4) under Unapproved changes. This will take you to the draft version of the page. From there you can approve the page in the title area. **Note:** If there are several changed resources, they can only be approved together.

Settings for resources on approved pages

It is possible via server configuration to show embedded resources (i.e., files, templates or transcluded content) that were changed after the page has been released, in a certain version. The following options exist:

Setting	Description
	Shows the resource version that was valid when the page was approved.

Setting	Description
FR_INCLUDES_FREEZE	<p>Warning: The setting FR_INCLUDES_FREEZE for handling the state of included files of an approved wiki page has no long term support by and should not be introduced in a new wiki for that reason.</p>
FR_INCLUDES_STABLE	Always shows the latest approved (stable) version of a resource, even if it was approved after the page was approved (this works only if the resource is located in a namespace with active approval feature).
FR_INCLUDES_CURRENT	Always shows the latest version of the included resource.

Important! Results of a **semantic query**, unlike attribute values **cannot** be "frozen", even if FR_INCLUDES_FREEZE has been set. The query results do not persist in the source text of a page, but are generated dynamically at the time of the query. As a consequence, they are not available for versioning.

Effects on Semantic MediaWiki properties

Wenn in einem Namensraum gleichzeitig mit der Seitenfreigabe auch [Semantic MediaWiki](#) aktiviert ist, sind je nach Freigabestatus der Seite folgende Attribute für SMW-Abfragen verfügbar:

Document state	Available properties
First draft	Current values
Approved	Values of the approved (stable) version
Draft	Values of the approved (stable) version (default setting)
Implicit draft ^[1]	Values of the approved (stable) version

The availability of the semantic properties is determined by the following configuration setting:

```
$msgFlaggedRevsConnectorStabilizeSMWPropertyValues = true;
```

The value for this setting can be set to *false* in the *LocalSettings.php* of the server file system. If set to *false*, the property values of the draft version are used for semantic queries instead of the values for the stable version.

Quality management overview

The Special page *Special:Quality_management_overview* allows users with *admin* or *reviewer* rights to view and filter a list of wiki pages and their review status.

Quality management overview

Export table ▾

Page title	State ↑		Page categories
Manual:What is a wiki	Approved		
Manual:Create pages	Approved		
Manual:Subpage	Approved		
Setup:System requirements	Approved		
Setup:Release Notes	Approved	Setup	
Setup:Download	Approved	Setup	
Setup:Release History	Approved	Setup	
Setup:Portal	Approved		
Manual:Getting started - Login and configuration	Approved		Manual
Manual:Using the Version History	Approved		

- ↑ Sort Ascending
- ↓ Sort Descending
- Columns >
- Filters >

- First draft
- Draft
- Approved
- Not enabled
- Implicit draft

Special page Quality management overview

Related info

- [Quality management tools](#)
- [Reference:FlaggedRevs](#)
- [Reference:BlueSpiceFlaggedRevsConnector](#)
- [Manual:Semantic MediaWiki](#)

1. ↑ An approved page has an implicit draft, if there have been changes to embedded resources (e.g., a template or an image) since the last page approval.