

## 2 Manual:Semantic MediaWiki/Examples/Customer data

A [quality version](#) of this page, [approved](#) on *22 December 2020*, was based off this revision.

In this exampla for SMW, we create a query for customer data. The collected information is shown at the beginning of each customer page.

<b>Location</b>	Regensburg
<b>Contact</b>	Jane Doe
<b>First contact</b>	2020/12/21

Example: Customer data

### This requires 4 steps:

1. Defining properties
2. Creating a template
3. Creating a form
4. Creating a category

## Defining properties

For our customer query, we define 3 properties:

- Location
- Contact person
- Date of first contact

1 Switch to *Special pages* in the navigation menu *Global Actions*. Scroll down to section **Page Forms**.

The screenshot shows the MediaWiki Special Pages interface. On the left, the 'Global Actions' menu is open, and 'Special pages' is highlighted with a yellow circle. The main content area displays the 'Page Forms' section, where 'Create a property' is circled in yellow. Other sections visible include 'Maps' and 'Edit review'.

- 2 Click *Create a property*. In the form, enter the name and data type for the first property Has location:: - Property name (1): Hat Location - Data type (2): Text

Property name:  1 Type:  2

to only allow certain values, enter the list of values, separated by commas (if a value contains a comma, replace it with "\","):

3

Create the first property

Click *Save page* (3). A message box appears that shows you that the property is now being processed in the wiki. You can ignore this message.

Property "Has location" was altered and requires assigned entities to be reevaluated using a [change propagation](#) process. The property page has been locked until the primary specification update is completed to prevent intermediary interruptions or contradictory specifications. The process may take moment before the page can be unlocked as it depends on the size and frequency of the [job queue](#) scheduler.

Property gets processed

For each property, a page is created in the namespace Property in the wiki. This page contains the information about the data type.

- 3 Switch back to the page Wechseln Sie erneut zur Seite *Spezial:CreateProperty*. Create the property **Has contact person** with data type **Text** as shown before.

- 4 Switch back to *Special:CreateProperty*. Create the property **Has First contact** with data type **Date**.

**Tip:** In your [personal navigation](#), you can create a quick link to the Page Forms section of the special pages main page. Just enter the following link: `**[[Special:SpecialPages#Page_Forms]]`

You can review the properties in your wiki by going to the page *Special:Properties*.

SpecialPages: Properties

# Properties

This page lists [properties](#) and their usage counts available for this wiki. For up-to-date count statistics it is recommended that the [property statistics](#) maintenance script is run on a regular basis. For a differentiated view, see the [unused](#) or [wanted properties](#) special pages.







Options

Showing below up to **9** results starting with **#1**.

View (previous 50 | next 50) (20 | 50 | 100 | 250 | 500)

Display properties that contain:

## List of properties

1. Has First contact +  of type Date (0 uses) 
2. Has contact person +  of type Text (0 uses) 
3. Has location +  of type Text (0 uses) 

Special page: Properties

The necessary properties for data collection are now available. In the next step, we create the template that will be included in our customer pages to display the customer data.

## Create the template

## Related info

- [https://www.semantic-mediawiki.org/wiki/Help:Properties\\_and\\_types](https://www.semantic-mediawiki.org/wiki/Help:Properties_and_types)