

Contents

1. <a href="#">Manual:Social</a> .....	2
2. <a href="#">Manual:Extension/BlueSpiceSocial</a> .....	2

## Manual:Social

Redirect to:

- [Manual:Extension/BlueSpiceSocial](#)

## About social content

A [quality version](#) of this page, [approved](#) on *26 October 2021*, was based off this revision.

### Contents

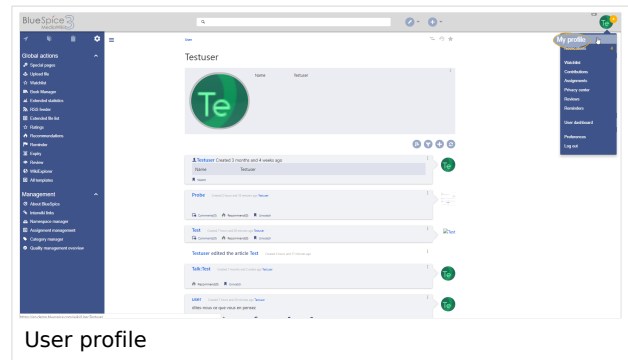
1	User profile .....	3
2	Timeline .....	3
2.1	Creating new entries .....	3
2.2	Interacting with social entities .....	3
2.3	Editing and deleting entities .....	4
3	Blog .....	4
4	Page attachments .....	4
5	Page discussions .....	5
6	Rights .....	5
7	Deactivating the comments feature .....	6
8	Related info .....	6

**BlueSpiceSocial** is a set of extensions that add social features around a wiki page. It allows users to quickly communicate on the wiki and to express their opinion on pages.

## User profile

Every user has a profile on the wiki. It is displayed on the user page ( `User:Username` ). Users can access their user profiles by clicking on *My profile* in the user menu which is located in the header toolbar.

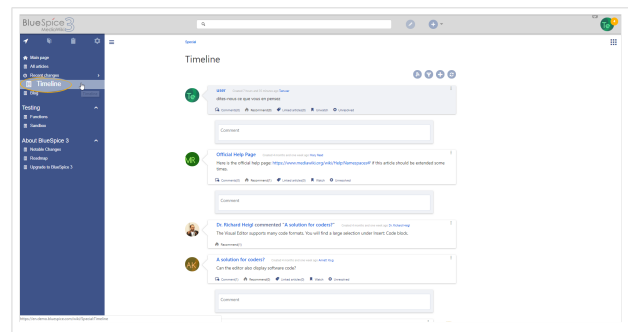
The user profile shows the user's basic information (depending on the wiki setup) and the user's profile image. Below the user info, the user's wiki activities are listed: Comments the user made, actions on pages, and in general the user's activity on the wiki. It also allows other users to leave comments on the user's profile page.



## Timeline

Timeline is a special page that provides an overview of all social conversations on the wiki.

By default, it is listed on the *Main navigation*. You can also access the page directly at `Special:Timeline`. On this page, users can sort and filter existing social entries or create new entries.



## Creating new entries

To create a new entry, click on the "Plus" icon to add a new timeline entry:

- **Blog entry:** **Blog** is used for topics to be shared with other users on the wiki
- **Microblog:** Like a blog entry, but without titles. It should be used for a short entry, e.g., a quick announcement.
- **Discussion topic:** Adds a discussion entry to a particular wiki page.

## Interacting with social entities

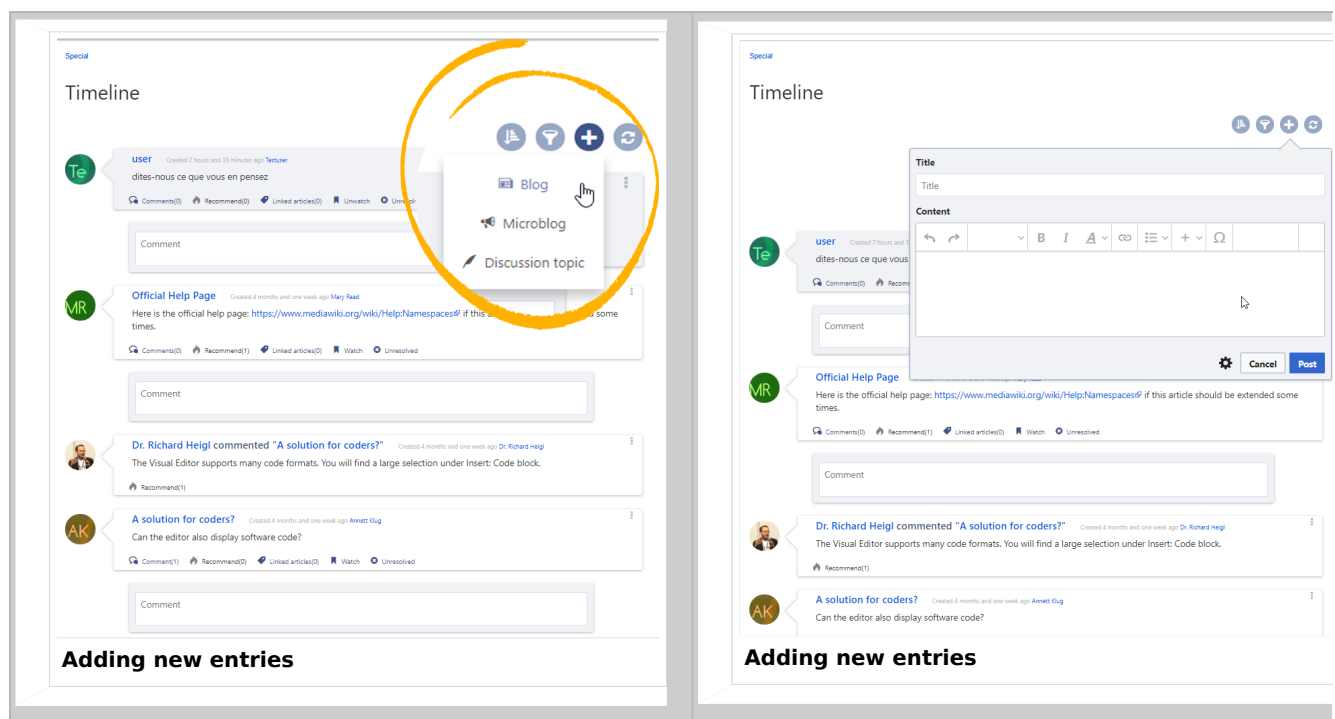
Every entry in the timeline is called a social entity. Depending on the type of social entity, the following interaction options exist:

- **Comments:** Number of comments related to the entity. Clicking on *Comments* opens all current comments and allows users to add a comment (if user has the necessary permissions).
- **Recommend:** Number of users that recommended the entity. Users can add a recommendation by clicking on *Recommend*.

- **Linked articles:** Number of articles linked to this entity Clicking on *Linked articles* shows the list of linked articles.
- **Watch/Unwatched:** Shows if the user is currently watching the entity (the receives notifications when the entity is changed). Clicking on Watch or Unwatch changes the state of watching.
- **Resolved/Unresolved:** The status of the entity. Some entities, like discussions on a question can have a status attached to them, so that other users know if the question is answered.

## Editing and deleting entities

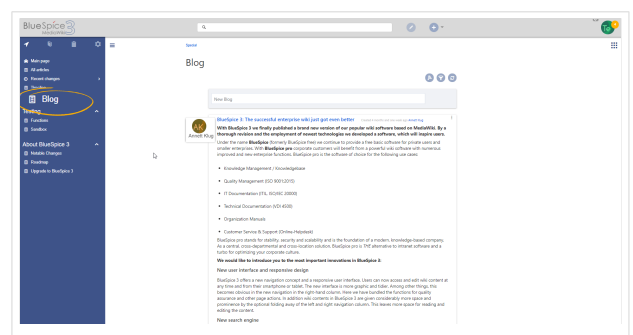
Users can edit and delete their own entities (created by them) by clicking on the "3 dots" icon in the top right corner of the entity.



## Blog

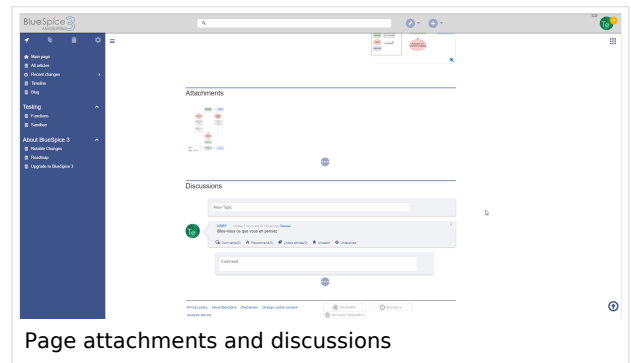
**Blog** is a special page showing an overview of all blog entities available on the wiki. By default, it is listed on the *Main navigation*. You can also access the page directly at `Special:Blog`. Users can sort and filter the list entries by clicking on the icons above the list.

Learn how to [include the blog on any wiki page](#).



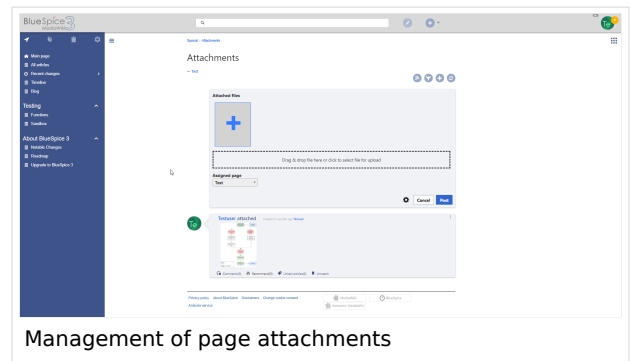
## Page attachments

For every content page on the wiki, BlueSpiceSocial integrates an attachments section. This section shows the files that are related to the particular page. Users can add or remove files to and from this section by clicking on the "... " icon at the bottom of the section. Clicking on this icon links to *Special:Attachments/Page\_name*, which allows managing the files attached to a particular page.



Page attachments and discussions

Users can attach files that are already uploaded to the wiki by clicking on the "Plus" button and selecting a file. Or, users can upload new files to be attached by dropping files into the marked area or by clicking the same area to select the files to upload.



Management of page attachments

Page attachments can be disabled in the Page by adding the **MagicWord** *\_\_NOSTASH\_\_* to the page in source editing mode.

## Page discussions

Like page attachments, BlueSpiceSocial integrates a discussion section at the bottom of every wiki page. This section allows users to create comments directly on a wiki page without having to switch to the discussions page. If it is the first entry in a discussion, the discussion page is automatically created at this time.

The discussion section can be disabled in the Page by adding the **MagicWord** *\_\_NODISCUSSION\_\_* to the page in source editing mode.

## Rights

From BlueSpice version 3.2.7 the following roles have associated "social" permissions. Earlier versions have no option to limit the creation and editing of blog entries by using the role *commenter*.

Rechte/Rolle	commenter	editor	admin	maintenance-admin	Berechtigung
Create and edit blog entry		x	x	x	social-blog
Comment on blog entry	x	x	x	x	social-blog-comment

Rechte/Rolle	commenter	editor	admin	maintenance-admin	Berechtigung
Create and edit microblog entry	x	x	x	x	social-microblog
Comment on microblog entry	x	x	x	x	social-microblog-comment
Create discussion entry	x	x	x	x	social-topics
Comment on discussion entry	x	x	x	x	social-topics-comment
Create and edit attachments	x	x	x	x	social-stash

The comments function for blog, microblog and discussion entries can be deactivated in the LocalSettings-file on the server.

## Deactivating the comments feature

The comment function for comments on blog, microblog and discussion entries can be deactivated in the LocalSettings file on the server.

```
$bsgSocialCanHaveChildrenBlacklist = [  
    'blog', // disable comments on blog  
    'topic', // diable comments on discussion topics  
    'microblog' // disable comments on microblogs  
];
```

## Related info

- [Blog](#)
- [Discussions and Attachments](#)
- [Social comments](#)
- [User Profile](#)
- [Reference:BlueSpiceSocial](#)