

Contents

1. Reference:BlueSpiceSocialWikiPage	2
2. Manual:Extension/BlueSpiceSocialWikiPage	4

Reference:BlueSpiceSocialWikiPage

Extension\ : BlueSpiceSocialWikiPage

Overview			
Description:	WikiPage entity and functionality for BlueSpiceSocial		
State:	stable	Dependency:	BlueSpice
Developer:	HalloWelt	License:	GPL-3.0-onlyProperty "BSExtensionInfoLicense" (as page type) with input value "</br>GPL-3.0-only" contains invalid characters or is incomplete and therefore can cause unexpected results during a query or annotation process.
Type:	BlueSpice	Category:	Communication
Edition:	BlueSpice pro, BlueSpice Farm, BlueSpice Cloud		
View help page			

Features

SocialWikiPage provides the SocialEntity types *wiki* and *stash*.

Warning: Pages in the namespaces *SocialEntity* and *User* are indexed by search engines by default until version 3.1.13. If you run a public wiki with an earlier version, you should [exclude these namespaces from being searchable](#) unless you want these pages to be indexed by public search engines.

- At the end of each content page, a list of the attachments to the current page is displayed
- A social entity of type *wiki* is automatically created in the system for each content page.
- The page *Special:Attachments* allows you to create an attachment without going directly to the associated wiki page.

Technical Information

This information applies to BlueSpice 3 . Technical details for BlueSpice cloud can differ in some cases.

Requirements

MediaWiki: 1.31

BlueSpiceFoundation: 3.2

- BlueSpiceMultiUpload: 3.2 BlueSpiceSocial: 3.2

Integrates into

Special pages

- WikiPageStash

Configuration

Name	Value
SocialWikiPageTimelineAfterContentNamespaceBlackList	array ()
SocialWikiPageTimelineAfterContentShow	true

API Modules

- bs-socialstash-tasks

Hooks

- [BSInsertMagicAjaxGetData](#)
- [BSSocialModuleDepths](#)
- [GetDoubleUnderscoreIDs](#)
- [PageContentSaveComplete](#)
- [SkinTemplateOutputPageBeforeExec](#)

Entry fields for dialogs

Name	Description	Type	Default value
text	Content of the SocialEntity vof type <i>stash</i>	wikitext, managed OOjs-ui, InsertImage	empty

Behavior switch

Name	Description
<code>__NOSTASH__</code>	Attachments for the page are not displayed on the page

Attachments

A [quality version](#) of this page, [approved](#) on *23 June 2021*, was based off this revision.

The extension **SocialWikiPage** allows users to attach a file directly to a wiki page.

Contents

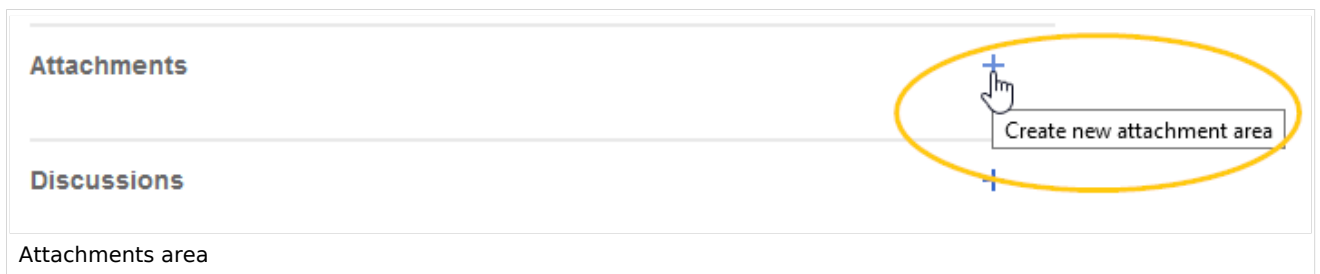
1 Characteristics of file attachments	5
2 Attaching a file	5
3 Deleting an attachment	6
4 Grouped attachments	7
5 Styling	7
6 Related info	8

Characteristics of file attachments

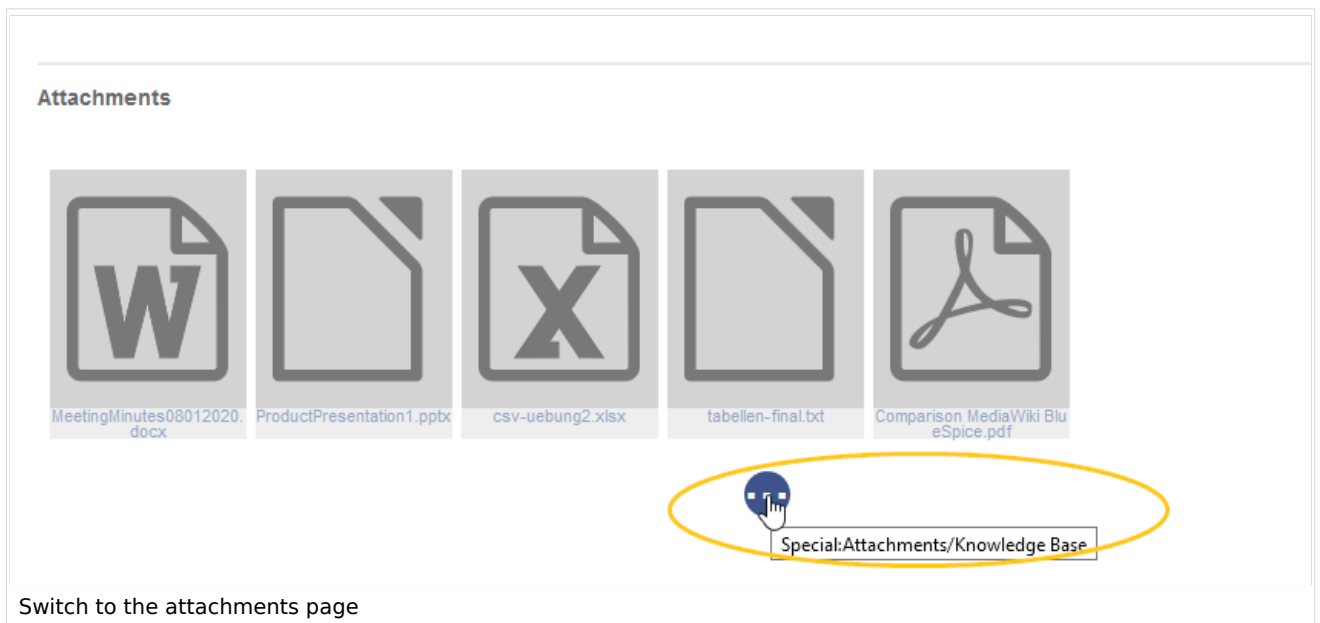
- The attachment process simply creates an association between a file in your wiki and the page to which it is attached.
- File attachments don't show up in the [version history](#) of a page.
- Clicking on an attachment, for example a PDF file, opens the file directly (if possible). If the file type is docx or xlsx, the file is downloaded since it cannot be opened in the browser.
- Administrators can still see attachments that have been deleted from a page. These attachments are marked with a red background and can be reactivated if needed.
- The [Timeline](#) can list all attachments in the wiki.

Attaching a file

To create the first attachment at the bottom of a wiki page, open the attachments area by clicking on the "plus" button.



If the attachments area already exists, click the "more"-button to switch to the attachments page.



On the attachments page you can add a new attachment:

(1) **Add existing file:** Click the plus button to add a file that has already been uploaded to the wiki.

(2) **Upload a new attachment:** Click the upload area or drag the file into the upload field to upload a new attachment to the wiki.

Deleting an attachment

To delete an attachment, go to the attachments page and click on the Delete button in the actions menu of the attachment. Deleting an attachment on a page does not delete the file itself from the wiki.

Grouped attachments

Clicking the Edit button in the actions menu of an attachment allows you to group more attachments with it. When you group attachments, they are:

- displayed together on the page
- considered one entity for commenting, recommending, linking, and watching (as social entity)


Styling

By default, the icons for the attachments are shown in grey with a small label and a large icon. By updating the file *MediaWiki:Common.css*, the styles for the attachments can be adjusted as needed. This requires administrator rights.

Add the following styles:

```
/* Anhänge */
.bs-social-entity-attachment-wrapper {background: transparent;}
.bs-social-entity-content-attachments div.bs-social-entity-attachment-file a span::before {line-height: inherit;font-size: 80px; color: #695f5c;}
.bs-social-entity-content-attachments div.bs-social-entityattachment-unknown a span::before {font-family:fontawesome; content:"\f016"; color: #695f5c;}
.bs-social-entity-content-attachments div.bs-social-entityattachment-pdf a span::before {font-family:fontawesome; content:"\f1c1"; color: #e12025;}
.bs-social-entity-content-attachments div.bs-social-entityattachment-excel a span::before {font-family:fontawesome; content:"\f1c3"; color:#1d8f50;}
.bs-social-entity-content-attachments div.bs-social-entityattachment-pptx a span::before {font-family:fontawesome; content:"\f1c4"; color:#d04727;}
.bs-social-entity-content-attachments div.bs-social-entityattachment-word a span::before {font-family:fontawesome; content:"\f1c2"; color:#1565c0;}
.bs-social-entity-attachment-wrapper p.attachment-name, .bs-social-entity-content-attachments div a p, .bs-social-entity-content-attachments div span p {font-size:100% !important; word-break:break-word;}
.bs-social-entity-content-attachments div, .bs-social-entity-content-attachments div a, .bs-social-entity-content-attachments div span {color: #444 !important; background-color: #ffffff;}
.bs-social-entity-attachment-wrapper img { border: 5px solid #766d6b;}
.bs-social-entity-content-attachments div a img, .bs-social-entity-content-attachments div span img {height: 80px; width: 75px;margin-top: 16px;margin-bottom: 18px; border-radius: 5px;}
.bs-social-entity-content-attachments div a p, .bs-social-entity-content-attachments div span p { height:4em}
```

You will get:



Attachments



tabellen-final.txt



csv-uebung2.xlsx



person-putting-a-dr
op-on-test-tube-954
583.jpg



MeetingMinutes080
12020.docx



ProductPresentatio
n1.pptx



Comparison Media
Wiki BlueSpice.pdf



Custom css styles for attachments

Related info

- [Blog](#)
- [Micro-Blog](#)
- [Social comments](#)
- [User Profile](#)
- [Reference:BlueSpiceSocial](#)